


**ROTAX®**

ERSATZTEILE LISTE SPARE PARTS LIST

für ROTAX Motor
for ROTAX engine

Type

582 UL



Nr.:

No.:

837

Ausgabe:

edition:

02 1994



Empfohlener ATS 100,--
Richtpreis: DM 14,--
recommended price US \$ 10,--



BOMBARDIER-ROTAX GMBH
MOTORENFABRIK
A-4623 GUNSKIRCHEN - AUSTRIA
Telefon: ...43(0)7246-271-0*, Telefax: ...43(0)7246-370
25546 brgk a, Telegr.: Bombrotax Gunskirchen

NUR ZUR INFORMATION.
ÄNDERUNGSDIENST NICHT VORGESEHEN.
FOR INFORMATION ONLY.
WITHOUT COMMITMENT TO ADVISE MODIFICATIONS.



INHALTSVERZEICHNIS FÜR ROTAX

TABLE OF CONTENTS

582/48 = 48 kW

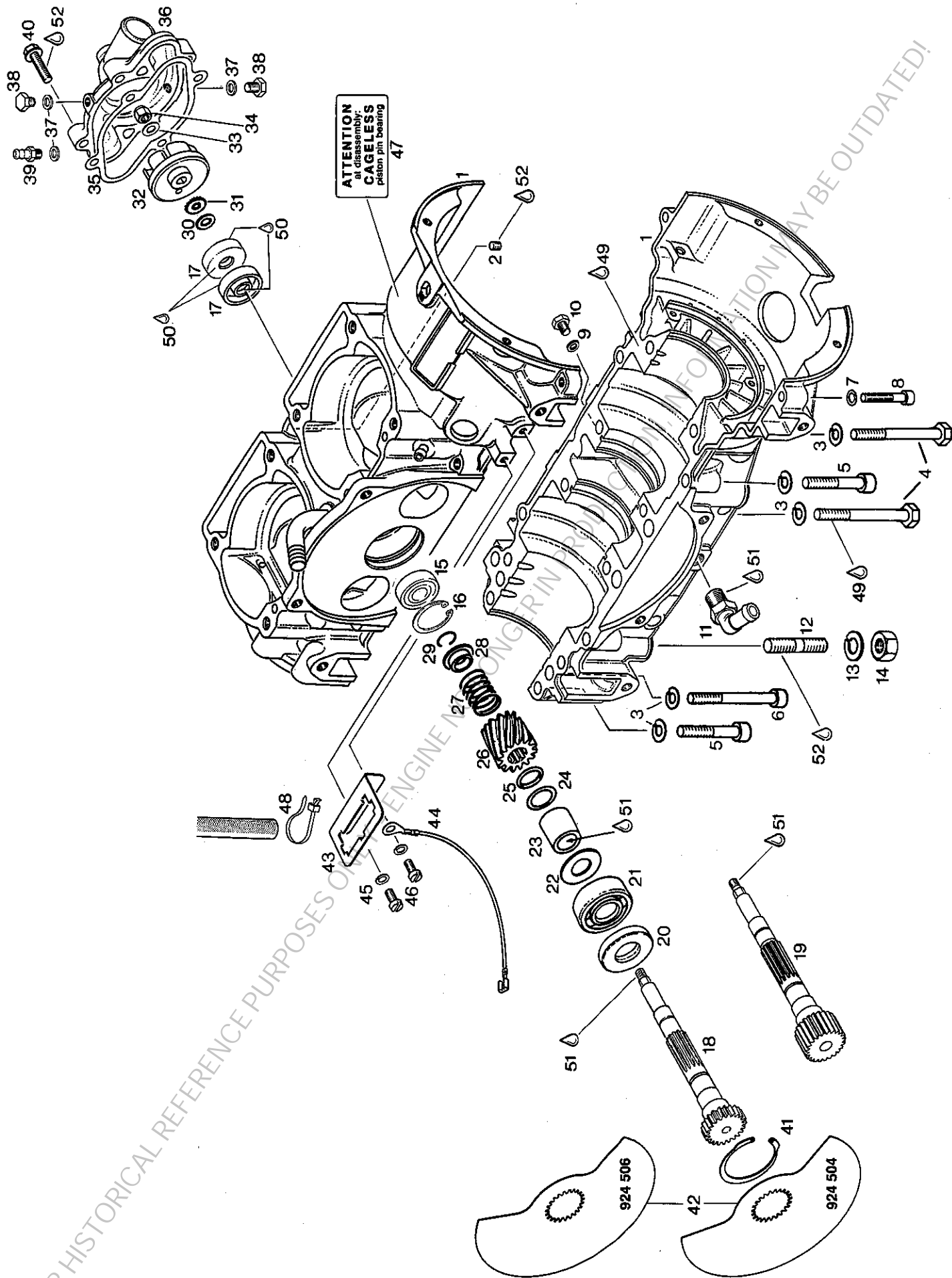
582/40 = 40 kW

582/32 = 32 kW

SEITE / PAGE

3	Kurbelgehäuse, Drehschiebertrieb, Wasserpumpe Crankcase, drive for rotary valve, water pump
9	Kurbelwelle, Kugellager, Kolben Crankshaft, bearings, piston
13	Zylinder, Zylinderkopf Cylinder, cylinder head
17	Drehschieberdeckel, Luftfilter Rotary valve cover, air filter
21	Drehschieberdeckel, Ölpumpentrieb, Ölpumpe, Ansaugfilter Rotary valve cover, oil pump drive, oil pump, air cleaner
25	DUCATI Magnetzündler-Generator 12V 170W Startrolle DUCATI magneto generator 12V 170W starting pulley
29	Ölbehälter, Zündspulen, Trägerplatte Oil tank, ignition coils, supporting plate
33	Rückholstarter Rewind starter
35	Ritzelanlasser, Ausführung magnetseitig Electric starter, configuration magneto-side
39	Ritzelanlasser-Einzelteile, Ausführung magnetseitig Electric starter-single parts, configuration magneto-side
42	Ritzelanlasser, Ausführung abtriebsseitig Electric starter, configuration p. t. o. - side
44	Ritzelanlasser-Einzelteile, Ausführung abtriebsseitig Electric starter-single parts, configuration p. t. o. - side
47	Vergaser-Übersicht carburetor calibration sheet
49	BING Doppelschwimmer-Startvergaser 36 mm, 2-Vergaser Ausführung BING double-float carburetor 36 mm, 2-carburetor configuration
55	BING Doppelschwimmer-Startvergaser 36 mm, 1-Verg. Ausfg. m. Ansaugdämpfer BING double-float carburetor 36 mm, 1-carburetor config. with intake silencer
59	Benzinpumpe, Primerpumpe Fuel pump, primer pump
61	Ansaugdämpfer, nur für 1-Vergaser Ausführung Intake silencer, only for 1-carburetor configuration
63	Ansaugdämpfer, nur für 2-Vergaser Ausführung Intake silencer, only for 2-carburetor configuration
65	Auspuffanlage, Ausführung gerade Exhaust system, configuration straight

- 67 Auspuffanlage, Ausführung side mount
Exhaust system, configuration side mount
- 69 Auspuffanlage, Ausführung 1 x 90 Grad, mit Verbindungsbogen
Exhaust system, configuration 1 x 90 degrees, with connecting elbow
- 73 Auspuffanlagen
Exhaust systems-single parts
- 77 Auspuffanlage (Ausführung 40 kW und 32 kW)
Exhaust system (config. 40 kW and 32 kW)
- 79 Nachdämpferanlage
After-muffler system
- 81 2-teiliges Kühlerset (Kühlfläche 2x2,4 dm²)
2-piece radiator set (cooling surface 2 x 37,2 in²)
- 85 2-teiliges Kühlerset (Kühlfläche 2x3,2 dm²)
2-piece radiator set (cooling surface 2 x 49,6 in²)
- 89 2-teiliges Kühlerset hängend (Kühlfläche 2x3,2 dm²)
2-piece radiator set invertet (cooling surface 2 x 49,6 in²)
- 93 1-teiliger Kühler, Überlauf- und Ausgleichsgefäß
1-piece radiator, overflow bottle and expansion tank
- 95 Untersetzungsgetriebe "B" I = 2,00, I = 2,24 oder I = 2,58
Reduction gear box "B" I = 2,00, I = 2,24 or I = 2,58
- 99 Untersetzungsgetriebe "C" I = 2,62, I = 3,00 oder I = 3,47 oder I = 4,00
Reduction gear box "C" I = 2,62, I = 3,00 or I = 3,47 or I = 4,00
- 105 Untersetzungsgetriebe "E" I = 2,62, I = 3,00 oder I = 3,47 oder I = 4,00
Reduction gear box "E" I = 2,62, I = 3,00 or I = 3,47 or I = 4,00
- 111 Lichtgenerator 12V 220W in Verbindung mit "C" oder "E" Getriebe
Generator 12V 220W in combination with "C" or "E" reduction gear
- 115 Anzeigergeräte
Instrument
- 117 Betriebsdatenerfassungsgerät Fly-Dat
Fly-Dat Instrument
- 119 ROTAX - Aufkleber
ROTAX - label
- 121 Blockmotor, Werkzeuge und Dichtungssatz für den Motor
Short block engine, repair tools and gasket set for the engine
- 127 Werkzeuge und Dichtungssatz für Getriebeausführung "B"
Repair tools and gasket set for reduction gear box configuration "B"
- 129 Werkzeuge und Dichtungssatz für Getriebeausführung "C" und "E"
Repair tools and gasket set for reduction gear box config. "C" and "E"
- 131 UL- Vertreterverzeichnis
UL- distribution and service partners



KURBELGEHAEUSE, DREHSCHIEBERTRIEB, WASSERPUMPE
CRANKCASE, DRIVE FOR ROTARY VALVE, WATER PUMP

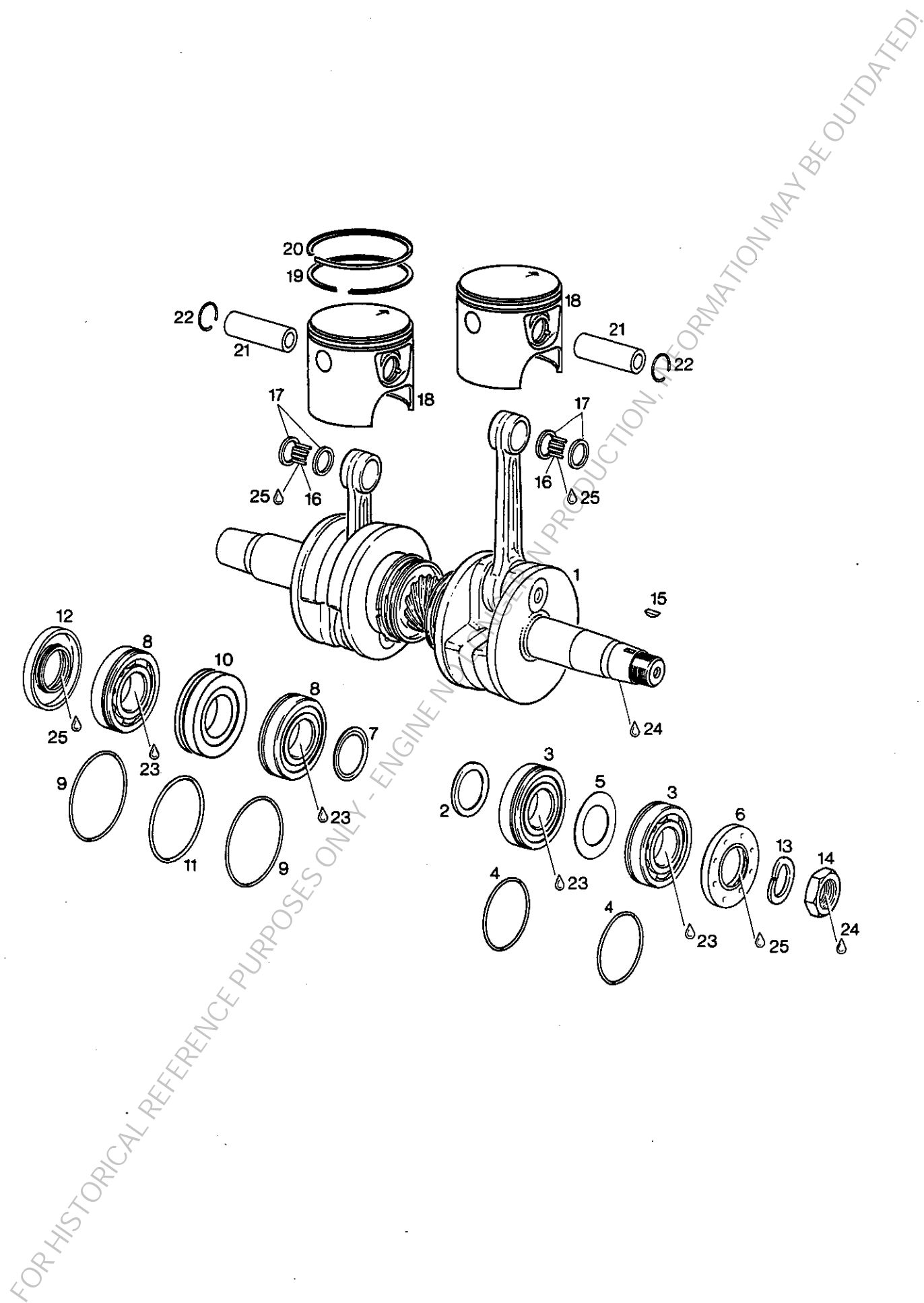
BILD-NR. ILL. NO.	TEILE-NR. PART NO.	B E Z E I C H N U N G D E S C R I P T I O N	STUECK QTY.
1 - 10	886 221	GEHAEUSE KPL. / CRANKCASE ASSY..... BIS MOTOR-NR. 4.084.218 UP TO ENGINE SERIAL NO. 4.084.218	1
1 - 11 N	886 466	GEHAEUSE KPL. / CRANKCASE ASSY..... AB MOTOR- NR. 4.084.219 FROM ENGINE SERIAL NR. 4.084.219 AND ABOVE	1
2	940 900	GEWINDESTIFT M5X6 DIN 916 / SCREW M5X6...	1
3	945 752	FEDERRING DIN 128-A8-FST / LOCK WASHER A8	14
4	841 301	SK-SCHRAUBE M8X65 DIN 931 HEX. SCREW M8X65..... ANZUGSDREHMOMENT 24 NM TIGHTENING TORQUE 24 NM (210 IN.LB.)	6
5	841 561	ZYL.SCHRAUBE M8X45 DIN 912 ALLEN SCREW M8X45..... ANZUGSDREHMOMENT 24 NM TIGHTENING TORQUE 24 NM (210 IN.LB.)	6
6	841 831	ZYL.SCHRAUBE M8X75 DIN 912 ALLEN SCREW M8X75..... ANZUGSDREHMOMENT 24 NM TIGHTENING TORQUE 24 NM (210 IN.LB.)	2
7	945 751	FEDERRING DIN 128-A6-FST / LOCK WASHER A6	2
8	241 811	ZYL.SCHRAUBE M6X35 DIN 912 ALLEN SCREW M6X35..... ANZUGSDREHMOMENT 10 NM TIGHTENING TORQUE 10 NM (90 IN.LB.)	2
9	230 415	DICHTRING A 6X10 DIN 7603 GASKET RING A 6X10.....	1
10	240 771	SK-SCHRAUBE M6X10 DIN 933 HEX.SCREW M6X10.....	1
11	922 245	WINKELSCHRAUBNIPPEL 1/4-18NPT ANGULAR TUBE 1/4-18NPT.....	1
12	940 190	STIFTSCHRAUBE M10X29/20 / STUD M10X29/20. ANZUGSDREHMOMENT 12 NM TIGHTENING TORQUE 12 NM (105 IN.LB.)	4
13	945 753	FEDERRING DIN 128-A10-FST LOCK WASHER A10.....	4

BILD-NR. ILL. NO.	TEILE-NR. PART NO.	B E Z E I C H N U N G D E S C R I P T I O N	STUECK QTY.
14	242 091	SK-MUTTER M10 DIN 934 / HEX.NUT M10..... ANZUGSDREHMOMENT 38 NM TIGHTENING TORQUE 38 NM (335 IN.LB.)	4
15	932 797	RK-LAGER 6201-Z B. BEARING 6201-Z, 12-32-10.....	1
16	245 420	SICHERUNGSRING 32X1,2 DIN 472 RETAINING RING 32X1,2.....	1
17	850 710	WD-RING A 10X30X8 NBR / OIL SEAL 10X30X8.	2
18	937 962	DREHSCHIEBERWELLE / ROTARY VALVE SHAFT...	1
19	937 968	DREHSCHIEBERWELLE / ROTARY VALVE SHAFT... FUER AUSFUEHRUNG MIT OELPUMPE FOR OIL INJECTION	1
20	930 580	WD-RING A 20X40X7 NBR / OIL SEAL 20X40X7.	1
21	932 032	RK-LAGER 6203 TVH C3 B. BEARING 6203 TVH C3, 17-40-12.....	1
22	827 510	SCHEIBE 15,3/32,5/0,5 SHIM 15,3/32,5/0,5.....	1
23	847 280	DISTANZHUELSE 15,2/22/24,5 SPACER 15,2/22/24,5.....	1
24	927 440	AUSGLEICHSCHIEBE 15,1/22,5/0,5 SHIM 15,1/22,5/0,5.....	1
25	831 500	O-RING DIN 3771-14X3-N / O-RING 14-3.....	1
26	935 730	DREHSCHIEBERRAD 14 Z ROTARY VALVE GEAR 14 T.....	1
27	938 810	DRUCKFEDER DM18 D2 L25,1 COMPRESSION SPRING 25,1 MM.....	1
28	827 430	FEDERTELLER / SPRING HOLDING CUP.....	1
29	845 160	SPRENGRING 12 DIN 9045 / CIRCLIP 12.....	1
30	227 945	ANLAUFSCHIEBE 8,1/15/0,5 THRUST WASHER 8,1/15/0,5.....	1
31	227 155	REIBSCHEIBE / FRICTION WASHER.....	1
32	922 036	LAUFRAD / IMPELLER.....	1
33	244 211	SCHEIBE 6,4 DIN 134 / WASHER 6,4.....	1

BILD-NR. ILL. NO.	TEILE-NR. PART NO.	B E Z E I C H N U N G D E S C R I P T I O N	STUECK QTY.
34	842 042	SICHERUNGSMUTTER N M6 DIN 980 LOCK NUT M6..... ANZUGSDREHMOMENT 7 NM TIGHTENING TORQUE 7 NM (60 IN.LB.)	1
35	831 615	DICHTUNG / GASKET.....	1
36	N 222 388	WASSERPUMPENGEHAEUSE / WATER PUMP HOUSING	1
37	830 890	DICHTRING 6,2/8,9/1 GASKET RING 6,2/8,9/1.....	2
38	841 580	SK-SCHRAUBE M6X8 DIN 933 HEX. SCREW M6X8.....	2
39	940 557	SCHLAUCHTUELLE M6 / HOSE NIPPLE M6..... FUER ENTLUEFTUNG, BEI EINBAUWEISE DES MOTORS MIT ZUENDKERZEN NACH UNTEN. FOR EVACUATION OF AIR, AT INSTALLATION OF ENGINE WITH SPARK PLUGS DOWN.	1
40	841 540	TAPTITE-SCHRAUBE M6X25 TAPTITE-SCREW M6X25..... ANZUGSDREHMOMENT 8 NM TIGHTENING TORQUE 8 NM (70 IN.LB.)	4
41	845 260	SEEGER-V-RING J 40X1,75 V SNAP RING 40X1,75.....	1
42	924 504	DREHSCHIEBER / ROTARY VALVE 132 DEGR.,... DREHSCHIEBERAUSSCHNITT 132 GRAD, FUER MOTOR TYPE 582/48 UND 582/40. CUT-OFF SECTION 132 DEGREES, FOR ENGINE TYPE 582/48 AND 582/40.	1
42	924 506	DREHSCHIEBER / ROTARY VALVE 117 DEGR.,... DREHSCHIEBERAUSSCHNITT 117 GRAD, FUER MOTOR TYPE 582/32. CUT-OFF SECTION 117 DEGREES, FOR ENGINE TYPE 582/32.	1
43	853 322	STECKERWINKEL / RECEPTACLE.....	1
44	865 993	MASSELEITUNG KPL. / MASS CABLE ASSY.,....	1
45	945 750	FEDERRING DIN 128-A5-FST / LOCK WASHER A5	2
46	240 561	ZYL.SCHRAUBE M5X12 DIN 84 PAN HEAD SCREW M5X12.....	2
47	897 280	HINWEISSCHILD / "CAGELESS"-LABEL..... A C H T U N G BEIM ZERLEGEN: VOLLNADELIGE, KAEFIGLOSE KOLBENBOLZENLAGERUNG A T T E N T I O N AT DISASSEMBLY: C A G E L E S S PISTON PIN BEARING	1

BILD-NR. ILL. NO.	TEILE-NR. PART NO.	B E Z E I C H N U N G D E S C R I P T I O N	STUECK QTY.
48	866 710	KABELBINDER 142X2,5 MM / CLAMP 20 MM.....	1
49	899 784	LOCTITE 574 ORANGE LOCTITE 574 ORANGE 50 CC.,..... FLAECHENDICHTMITTEL, 50 CC., SEALING COMPOUND	N BED AS REQ
50	N 897 166	MOLYKOTE 44 MEDIUM MOLYKOTE 44 MEDIUM, 100 GR.,..... SILIKONFETT, 100 GR. SILICONE GREASE	N BED AS REQ
51	899 788	LOCTITE 648 GRUEN LOCTITE 648 GREEN, 5 GR.,..... SCHRAUBENSICHERUNG HOCHFEST, 5 GR. HIGH STRENGTH BOND	N BED AS REQ
52	899 785	SCHRAUBENSICHERUNG NIEDRIGFEST LOCTITE 221 VIOLET 10 CC.,..... 10 CCM LOW STRENGTH BOND	N BED AS REQ

FOR HISTORICAL REFERENCE PURPOSES ONLY - ENGINE NO LONGER IN PRODUCTION, INFORMATION MAY BE OUTDATED!



KURBELWELLE, KUGELLAGER, KOLBEN
CRANKSHAFT, BEARINGS, PISTONS

BILD-NR. ILL. NO.	TEILE-NR. PART NO.	B E Z E I C H N U N G D E S C R I P T I O N	STUECK QTY.
1 - 12 N	996 927	KURBELWELLE KPL. / CRANKSHAFT ASSY..... HUB = 64 MM STROKE = 64 MM (2,52 IN.)	1
1	996 926	KURBELWELLE KPL. / CRANKSHAFT ASSY..... HUB = 64 MM STROKE = 64 MM (2,52 IN.)	1
2	827 440	RADIUSSCHEIBE 30,5/42/2 SPACER RING 30,5/42/2.....	1
3	832 209	RK-LAGER 6206 N TVH C4 B. BEARING 6206 N TVH, 30-62-16.....	2
4	830 355	O-RING DIN 3771-49,2X1,8-N O-RING 49,2-1,8.....	2
5	827 715	ANSCHLAGSCHEIBE 30,4/51/1 STOP SHIM 30,4/51/1.....	1
6	N 830 748	WD-RING AS 30X62X7/7,5 NBR OIL SEAL 30X62X7/7,5.....	1
7	827 760	RADIUSSCHEIBE 35,5/47/2 DISTANCE RING 35,5/47/2.....	1
8	832 231	RK-LAGER 6207 N TNH C3 BALL BEARING 6207NTNHC3 35-72-17.....	2
9	250 165	O-RING DIN 3771-64X2-N / O-RING 64-2.....	2
10	830 292	LABYRINTHGEHAEUSE / LABYRINTH SLEEVE.....	1
11	830 370	O-RING DIN 3771-63X2,5-N / O-RING 63-2,5.	1
12	831 950	WD-RING AS 35X72X7/8,5 NBR OIL SEAL 35X72X7/8,5.....	1
13	945 759	SPERRKANTRING 22 DIN 128 A LOCK WASHER 22.....	1
14	842 230	SK-MUTTER M22X1,5 SW 30 HEX. NUT M22X1,5..... ANZUGSDREHMOMENT 90 NM TIGHTENING TORQUE 90 NM (800 IN.LB.)	1
15	246 055	SCHEIBENFEDER 3X3,7 DIN 6888 WOODRUFF KEY 3X3,7.....	1

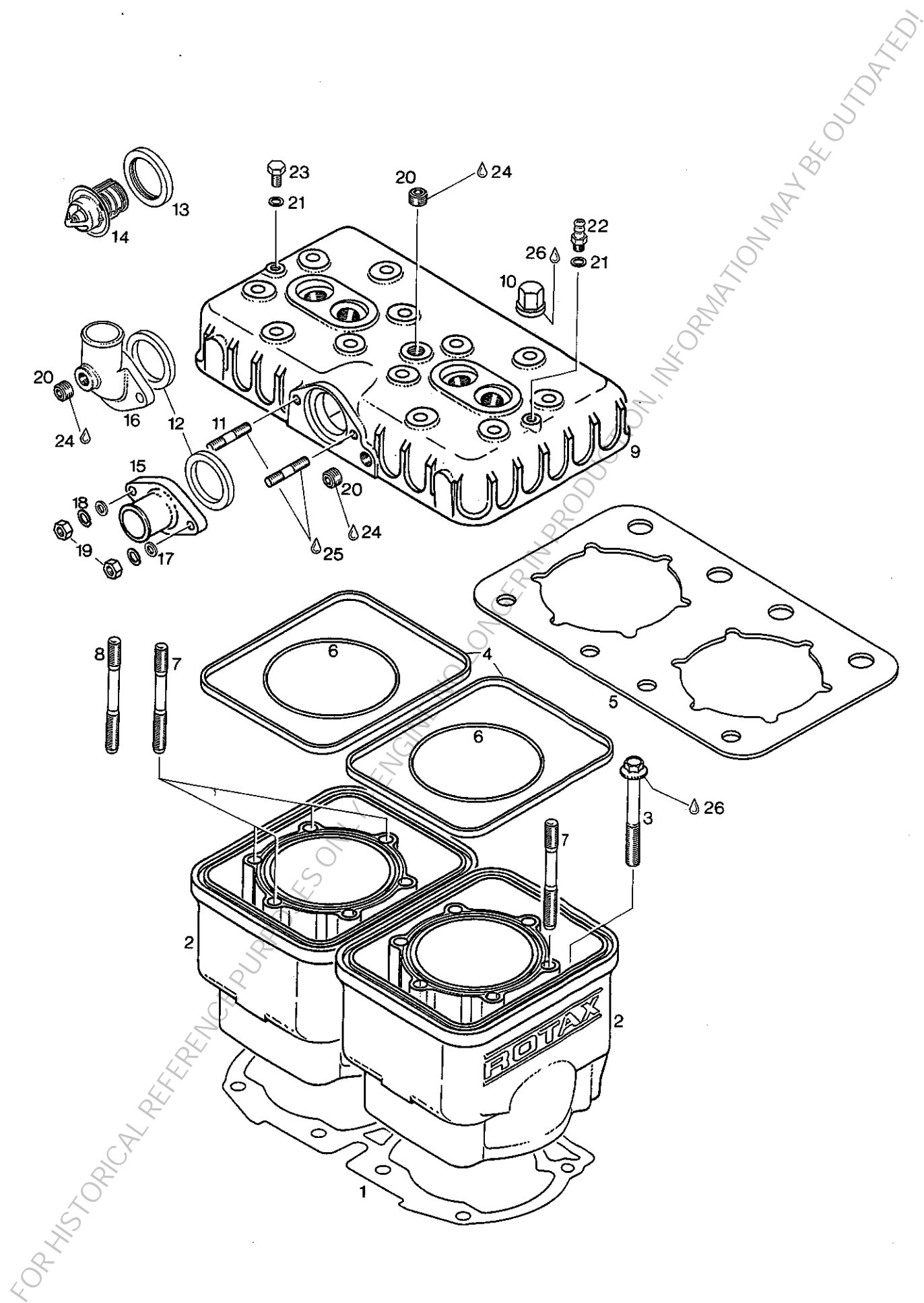
FOR HISTORICAL REFERENCE PURPOSES ONLY - ENGINE PRODUCTION INFORMATION MAY BE OBSOLETE!

BILD-NR. ILL. NO.	TEILE-NR. PART NO.	B E Z E I C H N U N G D E S C R I P T I O N	STUECK QTY.
16 - 17	832 320	NADELLAGER 18X22X23 CAGEL. NEEDLE BEARING 18X22X23..... WERKZEUG 877 090 VERWENDEN. USE TOOL 877 090.	2
17	827 465	ANLAUFRING 18/21,7/2,5 THRUST WASHER 18/21,7/2,5.....	4
18 - 20	886 270	KOLBEN KPL. 75,95/75,96 MM PISTON ASSY. 75,95/75,96 MM..... MIT 2 RINGEN, STANDARD ROT 75,95 MM STANDARD GRUEN 75,96 MM WITH 2 RINGS, STANDARD RED 75,95 MM STANDARD GREEN 75,96 MM	2
18 - 20	886 271	KOLBEN KPL. 76,20/76,21 MM PISTON ASSY. 76,20/76,21 MM..... MIT 2 RINGEN, 1. SCHLIFF ROT 76,20 MM 1. SCHLIFF GRUEN 76,21 MM WITH 2 RINGS, 1ST OVERSIZE RED 76,20 MM 1ST OVERSIZE GREEN 76,21 MM	2
18 - 20	886 272	KOLBEN KPL. 76,45/76,46 MM PISTON ASSY. 76,45/76,46 MM..... MIT 2 RINGEN, 2. SCHLIFF ROT 76,45 MM 2. SCHLIFF GRUEN 76,46 MM WITH 2 RINGS, 2ND OVERSIZE RED 76,45 MM 2ND OVERSIZE GREEN 76,46 MM	2
19	215 200	R-RING IS2-76,0/69,7X2 RECTANGULAR RING 76,00 MM..... STANDARD STANDARD	2
19	215 201	R-RING IS2-76,25/69,95X2 RECTANGULAR RING 76,25 MM..... 1. SCHLIFF 1ST OVERSIZE	2
19	215 202	R-RING IS2-76,5/70,2X2 RECTANGULAR RING 76,5 MM..... 2. SCHLIFF 2ND OVERSIZE	2
20	915 820	ETL-RING IS 2-76/69,4X2 SEMI-TRAPEZ RING 76,0 MM..... STANDARD STANDARD	2
20	915 821	ETL-RING IS 2-76,25/69,65X2 SEMI-TRAPEZ RING 76,25 MM..... 1. SCHLIFF 1ST OVERSIZE	2

FOR HISTORICAL REFERENCE PURPOSES ONLY
ENGINE LONGEVITY PROJECT
THIS INFORMATION MAY BE OUTDATED

BILD-NR. ILL. NO.	TEILE-NR. PART NO.	B E Z E I C H N U N G D E S C R I P T I O N	STUECK QTY.
20	915 822	ETL-RING IS 2-76,5/69,9X2 SEMI-TRAPEZ RING 76,5 MM..... 2. SCHLIFF 2ND OVERSIZE	2
21	916 136	KOLBENBOLZEN 18X11X53,7 PISTON PIN 18X11X53,7.....	2
22	945 735	NULLHAKENRING 18 / CIRCLIP 18..... A C H T U N G : NUR EINMAL VERWENDBAR. FUER MONTAGE WERKZEUG 877 015 VERWENDEN. A T T E N T I O N : USE ONLY ONCE. FOR FITTING USE TOOL 877 015.	4
23	297 431	LOCTITE ANTI-SEIZE 76710 LOCTITE ANTI-SEIZE 76710 10 GR.,..... ZUR VERHINDERUNG VON PASSUNGSROST, 10 GR. TO PREVENT METAL GALLING	N BED AS REQ
24	899 785	SCHRAUBENSICHERUNG NIEDRIGFEST LOCTITE 221 VIOLET 10 CC.,..... LOCTITE 221 VIOLETT, 10 CCM LOW STRENGTH BOND	N BED AS REQ
25	897 330	LITHIUMSEIFENFETT LITHIUM-BASE GREASE, 250 GR.,..... 250 GR.,	1

FOR HISTORICAL REFERENCE PURPOSES ONLY - ENGINE NO LONGER IN PRODUCTION - INFORMATION MAY BE OUTDATED!



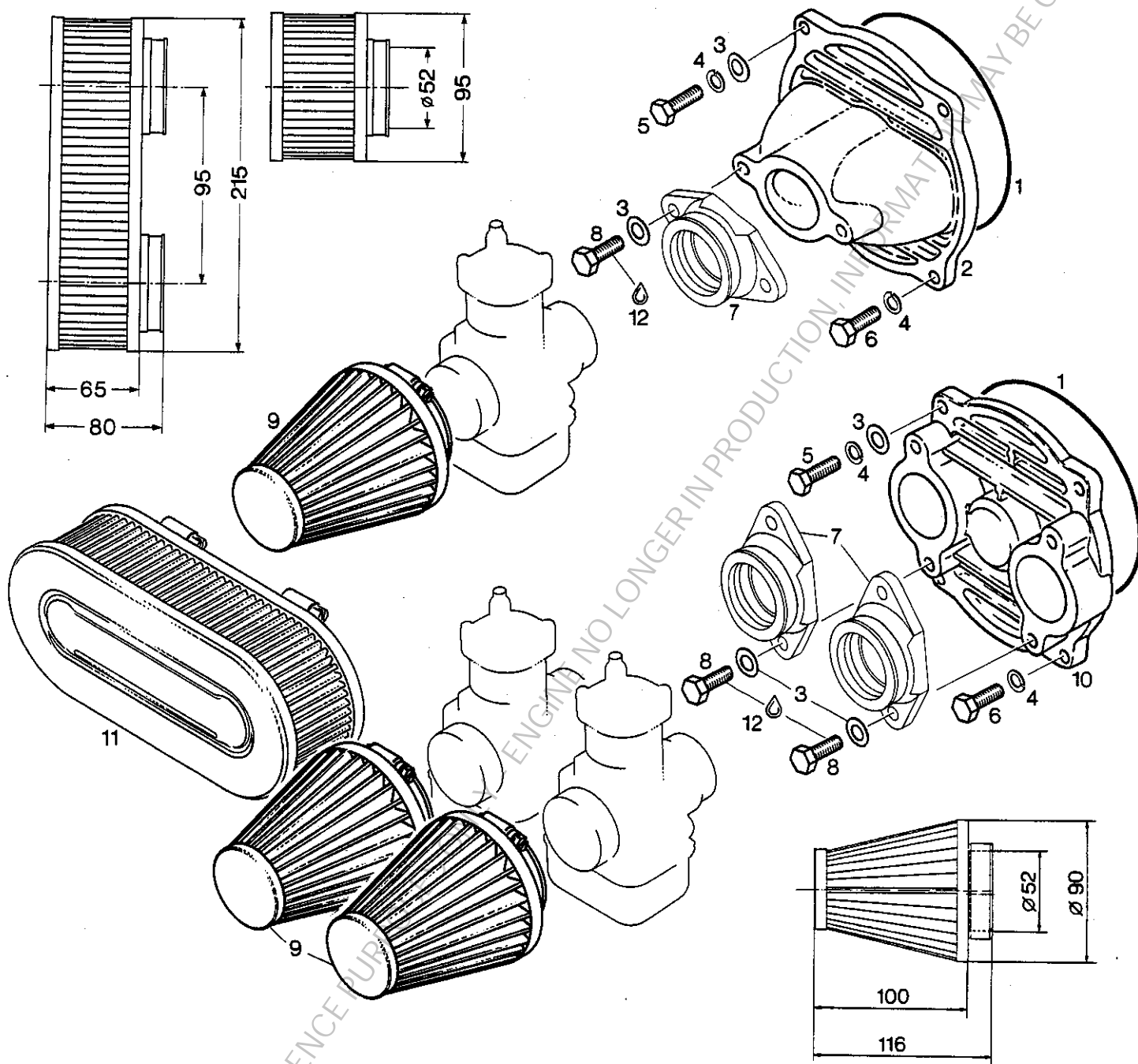
ZYLINDER, ZYLINDERKOPF
CYLINDER, CYLINDER HEAD

BILD-NR. ILL. NO.	TEILE-NR. PART NO.	B E Z E I C H N U N G D E S C R I P T I O N	STUECK QTY.
1	850 775	DOPPELDICHTUNG / DOUBLE GASKET 0,5 MM....	1
2	913 289	ZYLINDER MIT BUECHSE CYLINDER WITH SLEEVE..... FUER MOTOR TYPE 582/48 UND 582/40 ROT 76,01 - 76,02 MM, GRUEN 76,02 - 76,03 MM FOR ENGINE TYPE 582/48 AND 582/40 RED 76,01 - 76,02 MM, GREEN 76,02 - 76,03 MM	2
2	913 287	ZYLINDER MIT BUECHSE CYLINDER WITH SLEEVE..... N U R FUER MOTOR TYPE 582/32 ROT 76,00 - 76,01 MM, GRUEN 76,01 - 76,02 MM FOR ENGINE TYPE 582/32 O N L Y RED 76,00 - 76,01 MM, GREEN 76,01 - 76,02 MM	2
3	841 996	SK-BUNDSCHRAUBE M8X68,5 SW 11 COLLAR HEX.SCREW M8X68,5 SW 11..... ANZUGSDREHMOMENT 24 NM TIGHTENING TORQUE 24 NM (210 IN.LB.)	8
4	850 040	SCHLAUCHRING 152,5X2,5X5 RUBBER RING 152,5X2,5X5..... FUER MOTOR TYPE 582/48 UND 582/40 FOR ENGINE TYPE 582/48 AND 582/40	2
5	850 565	DICHTUNG / GASKET..... N U R FUER MOTOR TYPE 582/32 FOR ENGINE TYPE 582/32 O N L Y	1
6	850 540	O-RING DIN 3771-83X2-N / O-RING 83-2.....	2
7	941 390	STIFTSCHRAUBE M8X79 / STUD M8X79..... FUER AUSFUEHRUNG OHNE 2-TEILIGEM KUEHLER ANZUGSDREHMOMENT 7 NM FOR CONFIGURATION WITHOUT 2-PIECE RADIATOR TIGHTENING TORQUE 7 NM (60 IN.LB.)	12
7	941 390	STIFTSCHRAUBE M8X79 / STUD M8X79..... FUER AUSFUEHRUNG MIT 2-TEILIGEM KUEHLER ANZUGSDREHMOMENT 7 NM FOR CONFIGURATION WITH 2-PIECE RADIATOR TIGHTENING TORQUE 7 NM (60 IN.LB.)	8
8	240 490	STIFTSCHRAUBE M8X84 / STUD M8X84..... FUER AUSFUEHRUNG MIT 2-TEILIGEM KUEHLER ANZUGSDREHMOMENT 7 NM FOR CONFIGURATION WITH 2-PIECE RADIATOR TIGHTENING TORQUE 7 NM (60 IN.LB.)	4

BILD-NR. ILL. NO.	TEILE-NR. PART NO.	B E Z E I C H N U N G D E S C R I P T I O N	STUECK QTY.
9	913 310	ZYLINDERKOPF / CYLINDER HEAD..... VERDICHUNG: 11,5 COMPRESSION RATIO: 11,5	1
10	842 471	BUNDHUTMUTTER M8 / CAP NUT M8..... ANZUGSDREHMOMENT 22 NM TIGHTENING TORQUE 22 NM (195 IN.LB.)	12
11	941 080	STIFTSCHRAUBE M6X20/10 / STUD M6X20/10... ANZUGSDREHMOMENT 3 NM TIGHTENING TORQUE 3 NM (25 IN.LB.)	2
12	230 980	DICHTUNG / GASKET.....	1
13 - 14 N	222 014	THERMOSTAT MIT DICHTUNG THERMOSTAT WITH GASKET.....	1
13	230 800	DICHTUNG / GASKET.....	1
14	222 012	THERMOSTAT / THERMOSTAT.....	1
15	922 025	ABLAUFSTUTZEN / WATER OUTLET SOCKET.....	1
16	922 060	ABLAUFKRUEMMER / BENT OUTLET SOCKET..... FUER AUSFUEHRUNG MIT 2-TEILIGEM KUEHLER FOR CONFIGURATION WITH 2-PIECE RADIATOR	1
17	N 244 211	SCHEIBE 6,4 DIN 134 / WASHER 6,4.....	2
18	945 751	FEDERRING DIN 128-A6-FST / LOCK WASHER A6	2
19	242 211	SK-MUTTER M6 DIN 934 / HEX.NUT M6..... ANZUGSDREHMOMENT 10 NM TIGHTENING TORQUE 10 NM (90 IN.LB.)	2
20	240 480	VERSCHLUSSSCHRAUBE 1/8-27NPT PLUG SCREW 1/8-27NPT..... FUER AUSFUEHRUNG MIT ABLAUFSTUTZEN 922 025 FOR CONF. WITH WATER OUTLET SOCKET 922 025	2
20	240 480	VERSCHLUSSSCHRAUBE 1/8-27NPT PLUG SCREW 1/8-27NPT..... FUER AUSFUEHRUNG MIT ABLAUFKRUEMMER 922 060 FOR CONF. WITH BENT OUTLET SOCKET 922 060	3
21	830 890	DICHTRING 6,2/8,9/1 GASKET RING 6,2/8,9/1.....	2
22	940 557	SCHLAUCHTUELLE M6 / HOSE NIPPLE M6.....	1
23	841 580	SK-SCHRAUBE M6X8 DIN 933 HEX. SCREW M6X8..... ANZUGSDREHMOMENT 8 NM TIGHTENING TORQUE 8 NM (70 IN.LB.)	1

BILD-NR. ILL. NO.	TEILE-NR. PART NO.	B E Z E I C H N U N G D E S C R I P T I O N	STUECK QTY.
24	297 386	SILASTIC 732 RTV SILASTIC 732 RTV, 100 GR.,..... 100 GR.	N BED AS REQ
25	899 785	SCHRAUBENSICHERUNG NIEDRIGFEST LOCTITE 221 VIOLET 10 CC.,..... LOCTITE 221 VIOLETT, 10 CCM LOW STRENGTH BOND	N BED AS REQ
26		• BP-ENERGREASE LS3 BP-ENERGREASE LS3	N BED AS REQ

FOR HISTORICAL REFERENCE PURPOSES ONLY - ENGINE NO LONGER IN PRODUCTION, INFORMATION MAY BE OUTDATED!



DREHSCHIEBERDECKEL, LUFTFILTER
ROTARY VALVE COVER, AIR FILTER

FUER MOTOR TYPE 582/48, 582/40 UND 582/32
FOR ENGINE TYPE 582/48, 582/40 AND 582/32

BILD-NR. ILL. NO.	TEILE-NR. PART NO.	B E Z E I C H N U N G D E S C R I P T I O N	STUECK QTY.
1	831 360	O-RING DIN 3771-132X1,7-N O-RING 132-1,7.....	1
2	912 495	DREHSCHIEBERDECKEL / ROTARY VALVE COVER.. N U R FUER MOTOR TYPE 582/32 FOR ENGINE TYPE 582/32 O N L Y	1
3	250 311	SCHEIBE 8,4 DIN 125 / WASHER 8,4..... FUER MOTOR TYPE 582/32 FOR ENGINE TYPE 582/32	4
3	250 311	SCHEIBE 8,4 DIN 125 / WASHER 8,4..... FUER MOTOR TYPE 582/48 UND 582/40 FOR ENGINE TYPE 582/48 AND 582/40	6
4	945 752	FEDERRING DIN 128-A8-FST / LOCK WASHER A8	4
5	240 276	SK-SCHRAUBE M8X25 DIN 933 HEX. SCREW M8X25..... ANZUGSDREHMOMENT 22 NM TIGHTENING TORQUE 22 NM (195 IN.LB.)	2
6	940 591	SK-SCHRAUBE M8X20 DIN 933 HEX.SCREW M8X20..... ANZUGSDREHMOMENT 22 NM TIGHTENING TORQUE 22 NM (195 IN.LB.)	2
7	267 785	VERGASERSTUTZEN KPL. CARBURATOR FLANGE ASSY.,..... FUER MOTOR TYPE 582/32 FOR ENGINE TYPE 582/32	1
7	267 785	VERGASERSTUTZEN KPL. CARBURATOR FLANGE ASSY.,..... FUER MOTOR TYPE 582/48 UND 582/40 FOR ENGINE TYPE 582/48 AND 582/40	2
8	940 591	SK-SCHRAUBE M8X20 DIN 933 HEX.SCREW M8X20..... FUER MOTOR TYPE 582/32 , ANZUGSDREHMOMENT 14 NM FOR ENGINE TYPE 582/32 TIGHTENING TORQUE 14 NM (125 IN.LB.)	2
8	940 591	SK-SCHRAUBE M8X20 DIN 933 HEX.SCREW M8X20..... FUER MOTOR TYPE 582/48 UND 582/40 ANZUGSDREHMOMENT 14 NM FOR ENGINE TYPE 582/48 AND 582/40 TIGHTENING TORQUE 14 NM (125 IN.LB.)	4

BILD-NR. ILL. NO.	TEILE-NR. PART NO.	B E Z E I C H N U N G D E S C R I P T I O N	STUECK QTY.
9	825 550	LUFTFILTER / AIR FILTER..... FUER MOTOR TYPE 582/48 UND 582/40 FOR ENGINE TYPE 582/48 AND 582/40	2
10	912 949	DREHSCHIEBERDECKEL / ROTARY VALVE COVER.. N U R FUER MOTOR TYPE 582/48 UND 582/40 FOR ENGINE TYPE 582/48 AND 582/40 O N L Y	1
11	825 722	LUFTFILTER / DOUBLE AIR FILTER.....	1
12	899 785	SCHRAUBENSICHERUNG NIEDRIGFEST LOCTITE 221 VIOLET 10 CC.,..... LOCTITE 221 VIOLETT, 10 CCM LOW STRENGTH BOND	N BED AS REQ

FOR HISTORICAL REFERENCE PURPOSES ONLY - ENGINE NO LONGER IN PRODUCTION, INFORMATION MAY BE OUTDATED!

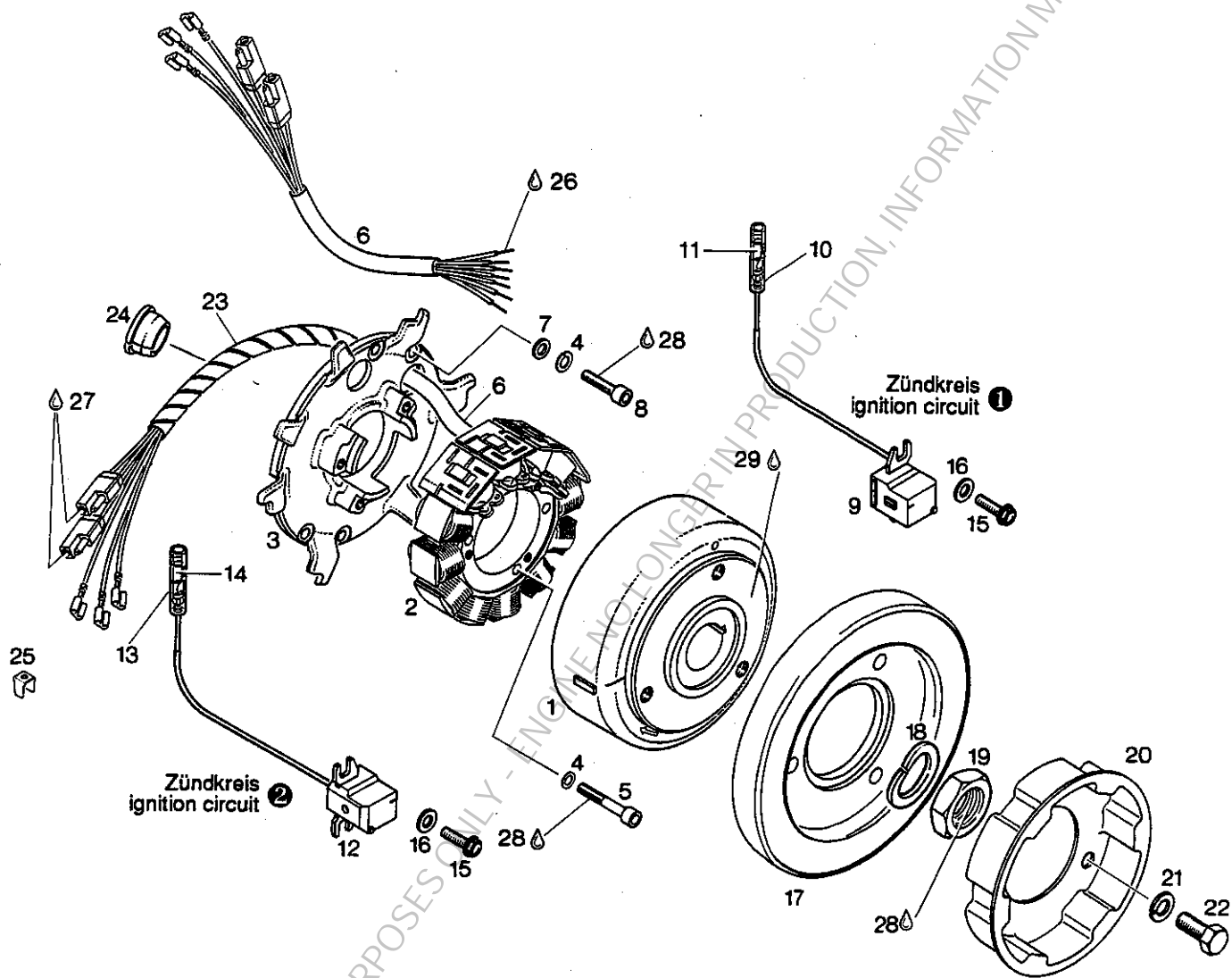
DREHSCHIEBERDECKEL, OELPUMPENTRIEB,
OELPUMPE, LUFTFILTER
ROTARY VALVE COVER, OIL PUMP DRIVE,
OIL PUMP, AIR FILTER

N U R FÜR MOTOR TYPE 582/48
FOR ENGINE TYPE 582/48 O N L Y

BILD-NR. ILL. NO.	TEILE-NR. PART NO.	B E Z E I C H N U N G D E S C R I P T I O N	STUECK QTY.
1	831 360	O-RING DIN 3771-132X1,7-N O-RING 132-1,7.....	1
2	N 910 316	DREHSCHIEBERDECKEL KPL. ROTARY VALVE COVER ASSY.....	1
3	929 650	STECKERBSTIFT 5X10 DIN 1474 DRIVE PIN 5X10.....	1
4	250 311	SCHEIBE 8,4 DIN 125 / WASHER 8,4.....	4
5	945 752	FEDERRING DIN 128-A8-FST / LOCK WASHER A8	4
6	240 276	SK-SCHRAUBE M8X25 DIN 933 HEX. SCREW M8X25..... ANZUGSDREHMOMENT 22 NM TIGHTENING TORQUE 22 NM (190 IN.LB.)	2
7	940 591	SK-SCHRAUBE M8X20 DIN 933 HEX. SCREW M8X20..... ANZUGSDREHMOMENT 22 NM TIGHTENING TORQUE 22 NM (190 IN.LB.)	2
8	831 700	SCHLAUCHRING 126X1,5X3,5 RUBBER RING 126X1,5X3,5.....	1
9	910 320	PUMPENFLANSCH / PUMP MOUNTING FLANGE.....	1
10	230 370	O-RING DIN 3771-18X1,3-N / O-RING 18-1,3.	1
11	995 527	OELPUMPE KPL. / OIL PUMP ASSY.,.....	1
12	927 945	SCHEIBE 6,2/12/1 / WASHER 6,2/12/1.....	2
13	935 940	PUMPENRAD 44 Z / OIL PUMP GEAR 44 T.,.....	1
14	N 842 040	SICHERUNGSMUTTER DIN 985-M6 / LOCK NUT M6 ANZUGSDREHMOMENT 7 NM TIGHTENING TORQUE 7 NM (60 IN.LB.)	1
15	945 750	FEDERRING DIN 128-A5-FST / LOCK WASHER A5	2
16	240 761	ZYL.SCHRAUBE M5X16 DIN 84 SLOTTED HEAD SCREW M5X16..... ANZUGSDREHMOMENT 5 NM TIGHTENING TORQUE 5 NM (45 IN.LB.)	2

BILD-NR. ILL. NO.	TEILE-NR. PART NO.	B E Z E I C H N U N G D E S C R I P T I O N	STUECK QTY.
17	945 751	FEDERRING DIN 128-A6-FST / LOCK WASHER A6	7
18	940 561	SK-SCHRAUBE M6X20 DIN 933 CYL.SREW M6X20..... ANZUGSDREHMOMENT 10 NM TIGHTENING TORQUE 10 NM (90 IN.LB.)	7
19	227 500	DICHTRING 6,2/12/1 / GASKET RING 6,2/12/1	4
20	956 010	RUECKSCHLAGVENTIL KPL. CHECK VALVE ASSY.,.....	2
21	241 830	HOHLSCHRAUBE M6X16 / BANJO BOLT M6X16.... ANZUGSDREHMOMENT 8 NM TIGHTENING TORQUE 8 NM (70 IN.LB.)	2
22	960 561	OELLEITUNG 170 MM / OIL LINE 170 MM.....	2
23	853 840	2-OHR-KLEMME 3-5 MM / CLAMP 3-5 MM.....	4
24	N 851 065	SCHLAUCHSCHELLE 62 / CLAMP 62.....	2
25	N 867 696	VERGASERSTUTZEN / CARBURETOR SOCKET.....	2
26	N 951 400	SCHLAUCHSCHELLE 53 / HOSE CLAMP 53.....	2
27	825 550	LUFTFILTER / AIR FILTER.....	2
28	956 330	OELFILTER / OIL FILTER..... MONTAGE ZWISCHEN OELTANK UND OELPUMPE TO MOUNT BETWEEN OILTANK AND OILPUMP	1
29	899 785	SCHRAUBENSICHERUNG NIEDRIGFEST LOCTITE 221 VIOLET 10 CC.,..... LOCTITE 221 VIOLETT, 10 GR. LOW STRENGTH BOND	N BED AS REQ
30	897 330	LITHIUMSEIFENFETT LITHIUM-BASE GREASE, 250 GR.,.....	N BED AS REQ

FOR HISTORICAL REFERENCE PURPOSES ONLY
ENGINE NO LONGER IN PRODUCTION, INFORMATION MAY BE OUTDATED



DUCATI MAGNETZUENDER-GENERATOR 12V 170W
STARTROLLE
DUCATI MAGNETO GENERATOR 12V 170W
STARTING PULLEY

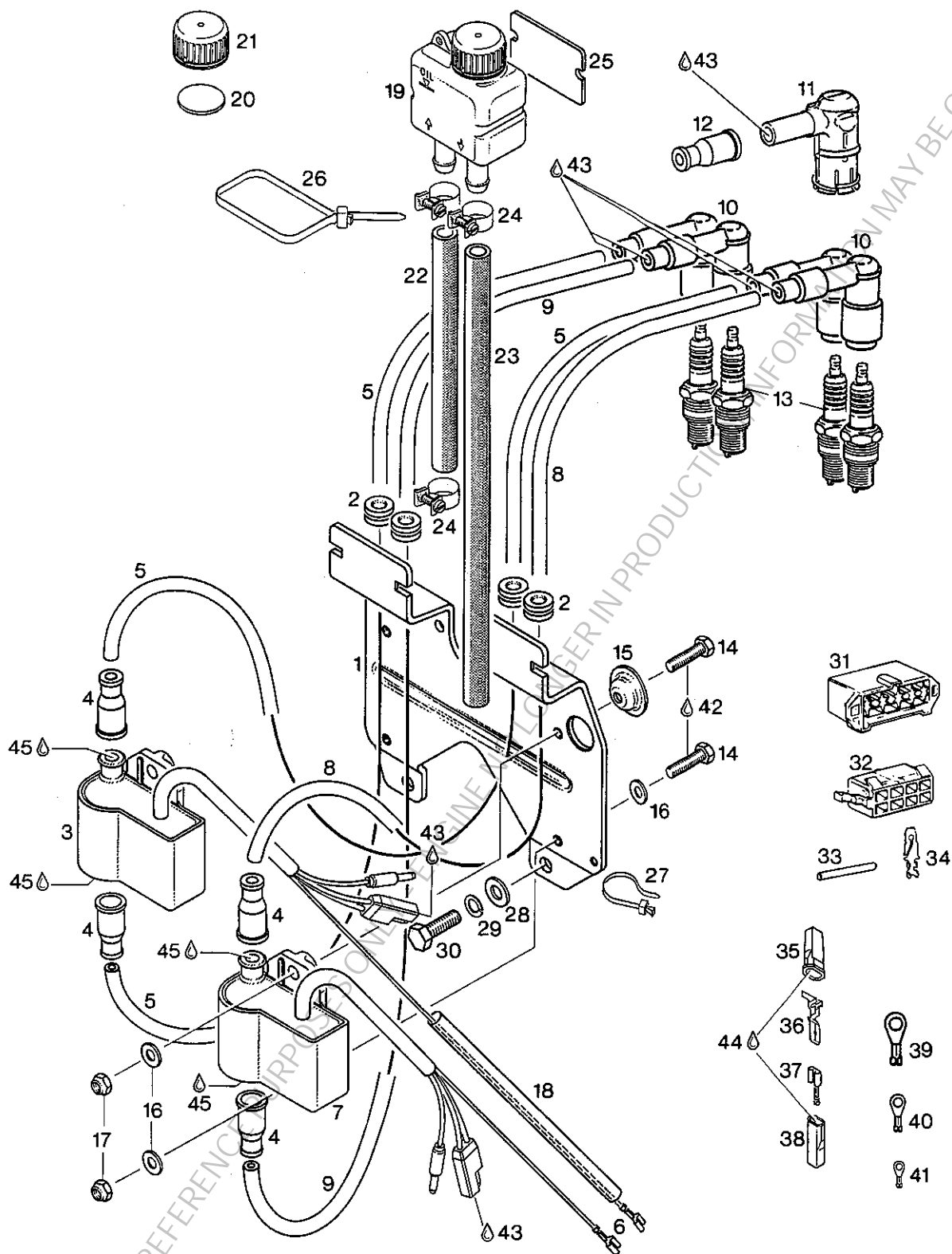
BILD-NR. ILL. NO.	TEILE-NR. PART NO.	B E Z E I C H N U N G D E S C R I P T I O N	STUECK QTY.
1 - 2	N 996 832	MZ-GENERATOR P12W150 MAGNETO GENERATOR P12W150.....	1
1	N 996 821	MAGNETRAD P12W150 MAGNETO FLYWHEEL P12W150..... AB MOTOR NR. 4,084.219 FROM ENGINE SERIAL NR. 4,084.219 AND ABOVE	1
1	996 820	MAGNETRAD / MAGNETO FLYWHEEL..... BIS MOTOR-NR. 4,084.218 UP TO ENGINE SERIAL NO. 4,084.218	1
2	996 845	ANKERSATZ P12W150 / COIL KIT P12W150.....	1
2 - 5	996 840	ANKERPLATTE KPL. / STATOR PLATE ASSY.,...	1
3	966 207	ANKERPLATTE / STATOR PLATE.....	1
4	945 750	FEDERRING DIN 128-A5-FST / LOCK WASHER AS	5
5	940 880	ZYL.SCHRAUBE M5X30 DIN 912 ALLEN SCREW M5X30..... ANZUGSDREHMOMENT 6 NM TIGHTENING TORQUE 6 NM (55 IN.LB.)	3
6	965 462	LEITUNGSSTRANG KPL. P12W150 HARNESS ASSY. P12W150.....	1
7	N 927 571	SCHEIBE 5,3 DIN 125 / WASHER 5,3.....	2
8	840 515	ZYL.SCHRAUBE M5X18 DIN 912 ALLEN SCREW M5X18..... ANZUGSDREHMOMENT 6 NM TIGHTENING TORQUE 6 NM (55 IN.LB.)	2
9 - 11	N 965 767	GEBER KPL. / PICKUP ASSY..... FUER ZUENDKREIS 1 FOR IGNITION CIRCUIT 1	1
10	964 072	ISOLIERHUELSE / INSULATION SHEATH.....	1
11	964 067	KONTAKTBUCHSE 3,96 FASTON CONNECTOR 3,96.....	1
12 - 14	N 965 760	GEBER / PICKUP ASSY.,..... FUER ZUENDKREIS 2 FOR IGNITION CIRCUIT 2	1
13	964 072	ISOLIERHUELSE / INSULATION SHEATH.....	1

BILD-NR. ILL. NO.	TEILE-NR. PART NO.	B E Z E I C H N U N G D E S C R I P T I O N	STUECK QTY.
14	964 067	KONTAKTBUCHSE 3,96 FASTON CONNECTOR 3,96.....	1
15	941 925	TAPTITE-SCHRAUBE M5X16 TAPTITE SCREW M5X16..... ANZUGSDREHMOMENT 6 NM TIGHTENING TORQUE 6 NM (55 IN.LB.)	4
16	N 827 800	SCHEIBE A 5,5 DIN 6902 / WASHER A 5,5.....	4
17	N 965 497	HYDRODAEMPFER KPL. / HYDRO DAMPER ASSY.,, AB MOTOR-NR. 4,015.239 FROM ENGINE SERIAL NO. 4,015.239 AND ABOVE	1
18	945 759	SPERRKANTRING 22 DIN 128 A LOCK WASHER 22.....	1
19	842 230	SK-MUTTER M22X1,5 SW 30 HEX. NUT M22X1,5..... ANZUGSDREHMOMENT 95 NM TIGHTENING TORQUE 95 NM (840 IN.LB.)	1
20	N 852 410	STARTROLLE / STARTING PULLEY..... AB MOTOR-NR. 4,015.239 FROM ENGINE SERIAL NO. 4,015.239 AND ABOVE	1
20	N 852 422	STARTROLLE / STARTING PULLEY..... BIS MOTOR-NR. 4,015.238 UP TO ENGINE SERIAL NO. 4,015.238	1
21	945 752	FEDERRING DIN 128-A8-FST / LOCK WASHER A8	3
22	N 940 591	SK-SCHRAUBE M8X20 DIN 933 HEX.SCREW M8X20..... AB MOTOR-NR. 4,015.239 FROM ENGINE SERIAL NO. 4,015.239 AND ABOVE	3
22	940 580	SK-SCHRAUBE M8X16 DIN 933 HEX.SCREW M8X16..... BIS MOTOR-NR.4,015.238 UP TO ENGINE SERIAL NO.4,015.238	3
23	966 062	SPIRALBAND 70 MM / SPIRAL HOSE 70 MM.....	1
24	N 960 288	LEITUNGSTUELLE 20,5/11 CABLE CROMMET 20,5/11.....	1
25	N 866 910	FLACHSTECKER 6,3X0,8 FORM G FASTON CONNECTOR 6,3X0,8.....	1
26	 ISOLIERUNGSLACK INSULATING VARNISH, AFTER SOFT SOLDERING	N BED AS REQ

BILD-NR. ILL. NO.	TEILE-NR. PART NO.	B E Z E I C H N U N G D E S C R I P T I O N	STUECK QTY.
27	897 330	LITHIUMSEIFENFETT LITHIUM-BASE GREASE, 250 GR.,..... ZUR VERHINDERUNG VON KRIECHSTROEMEN TO PREVENT LEAKAGE CURRENT	N BED AS REQ
28	899 785	SCHRAUBENSICHERUNG NIEDRIGFEST LOCTITE 221 VIOLET 10 CC.,..... LOCTITE 221 VIOLETT, 10 CCM. LOW STRENGTH BOND	N BED AS REQ
29	899 788	LOCTITE 648 GRUEN LOCTITE 648 GREEN, 5 GR.,..... HOCHFEST, 5 GR. HIGH STRENGTH BOND	N BED AS REQ

FOR HISTORICAL REFERENCE PURPOSES ONLY - ENGINE NO LONGER IN PRODUCTION, INFORMATION MAY BE OUTDATED!

FOR HISTORICAL REFERENCE ONLY. THIS INFORMATION MAY BE OUTDATED!



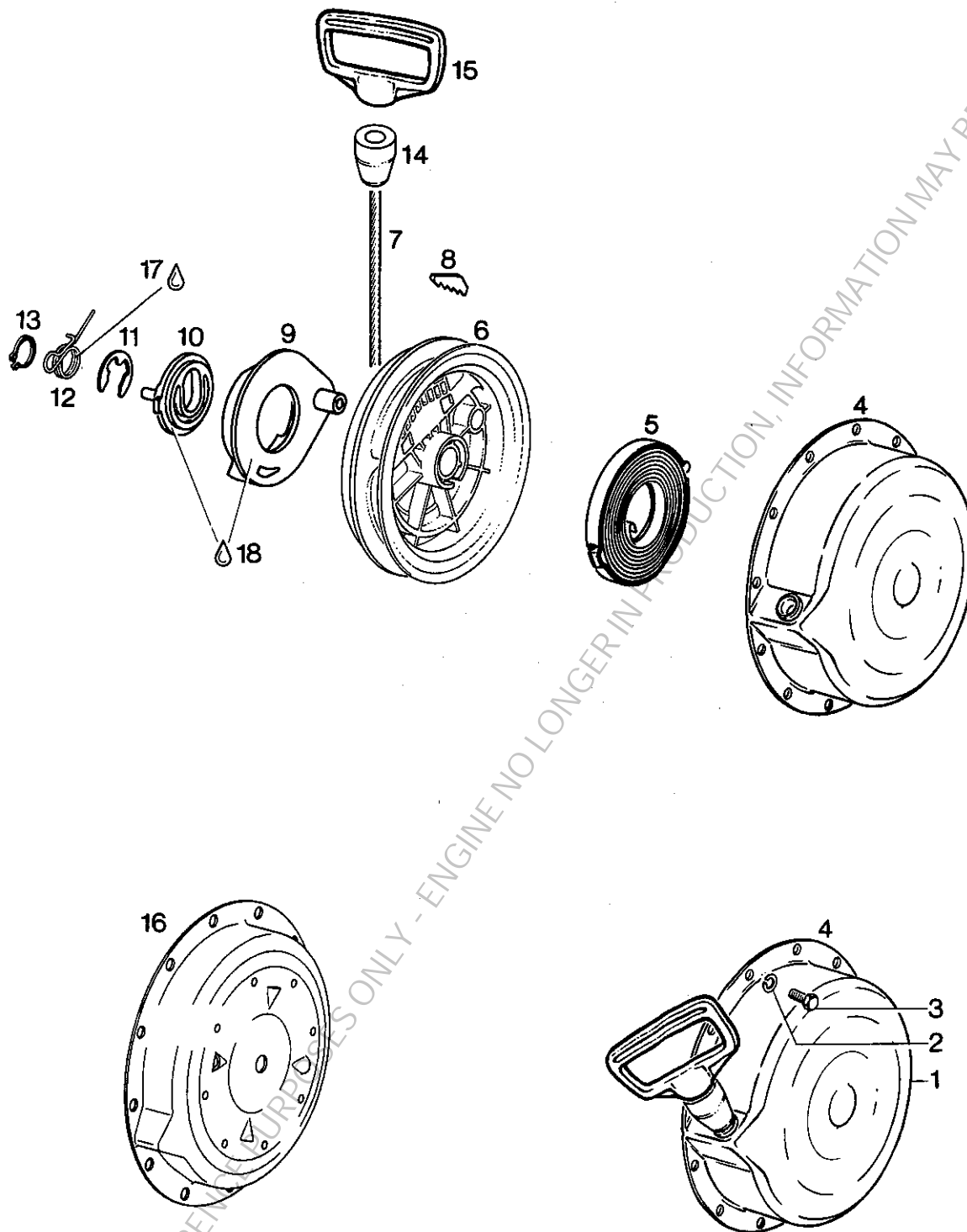
OELBEHAELTER, ZUENDSPULEN, TRAEGERPLATTE
OIL TANK, IGNITION COILS, SUPPORTING PLATE

BILD-NR. ILL. NO.	TEILE-NR. PART NO.	B E Z E I C H N U N G D E S C R I P T I O N	STUECK QTY.
1	951 615	TRAEGERPLATTE / SUPPORTING PLATE.....	1
2	960 445	SCHRAUBENTUELE / GROMMET.....	4
3 - 6	965 423	ELEKTRONIKBOX KPL. ELECTRONIC BOX ASSY..... ZUENDKREIS 1 IGNITION CIRCUIT 1	1
4	960 550	REGENSCHUTZKAPPE / PROTECTION CAP.....	4
5	864 695	ZUENDLEITUNG 360 MM IGNITION CABLE 360 MM..... ZUENDKREIS 1 IGNITION CIRCUIT 1	2
6	N 864 010	STECKHUELSE 6,3X0,8 FASTON CONNECTOR 6,3X0,8.....	2
7 - 9	965 424	ELEKTRONIKBOX KPL. ELECTRONIC BOX ASSY..... ZUENDKREIS 2 IGNITION CIRCUIT 2	1
8	864 075	ZUENDLEITUNG 440 MM IGNITION CABLE 440 MM..... ZUENDKREIS 2 IGNITION CIRCUIT 2	1
9	864 292	ZUENDLEITUNG 180 MM IGNITION CABLE 180 MM..... ZUENDKREIS 2 IGNITION CIRCUIT 2	1
10		NICHT MEHR LIEFERBAR	
11		CAN'T SUPPLIED ANYMORE	
12	960 550	REGENSCHUTZKAPPE / PROTECTION CAP.....	4
13	897 050	ZUENDKERZE 14 / SPARK PLUG 14 MM..... ANZUGSDREHMOMENT 27 NM (IM KALTEN ZUSTAND) TIGHTENING TORQUE 27 NM (240 IN.LB., COLD ENGINE)	4
14	240 036	SK-SCHRAUBE M6X25 DIN 933 HEX. SCREW M6X25..... ANZUGSDREHMOMENT 5 NM TIGHTENING TORQUE 5 NM (45 IN.LB.)	4

BILD-NR. ILL. NO.	TEILE-NR. PART NO.	B E Z E I C H N U N G D E S C R I P T I O N	STUECK QTY.
15	827 815	KAPPEDECKEL / DISTANCE CAP.....	2
16	244 211	SCHEIBE 6,4 DIN 134 / WASHER 6,4.....	6
17	842 040	SICHERUNGSMUTTER DIN 985-M6 / LOCK NUT M6 ANZUGSDREHMOMENT 8 NM TIGHTENING TORQUE 8 NM (70 IN.LB.)	4
18	960 187	ISOLIERSCHLAUCH 170 MM PROTECTION HOSE 170 MM.....	1
19 - 21	956 240	OELBEHAELTER KPL. / OIL TANK ASSY.....	1
20	850 350	DICHTUNG 26,5 / RUBBER GASKET 26,5 MM....	1
21	956 250	VERSCHRAUBUNG S 103/20 OIL TANK CAP S 103/20.....	1
22	956 234	OELSCHLAUCH 155 MM / OIL TUBE 155 MM..... OELRUECKLAUF OIL RETURN	1
23	956 235	OELSCHLAUCH 360 MM / OIL TUBE 360 MM..... OELZULAUF OIL INFLOW	1
24	951 260	SCHLAUCHSCHELLE 14 / CLAMP 14.....	4
25	860 425	GUMMIUNTERLAGE / RUBBER SPACER.....	1
26	951 500	KABELBINDER 100 MM / CLAMP 100 MM.....	1
27	866 710	KABELBIN (2,5 MM / CLAMP 20 MM..... ZUM FIXIEREN DER OELLEITUNG BZW. DES LEITUNGSSTRANGES TO FIX OIL TUBE RESP. CABLE HARNESS	2
28	250 311	SCHEIBE 8,4 DIN 125 / WASHER 8,4.....	2
29	945 752	FEDERRING DIN 128-A8-FST / LOCK WASHER A8	2
30	240 276	SK-SCHRAUBE M8X25 DIN 933 HEX. SCREW M8X25.....	2
31	866 025	KONTAKTGEHAEUSE / CONNECTOR HOUSING.....	1
32	866 010	STECKERGEHAEUSE / CONNECTOR HOUSING.....	1
33	860 621	SCHRUMPFSCHLAUCH 40 MM SHRINK HOSE 40 MM.....	N BED AS REQ
34	866 305	FLACHSTECKER 6,3X0,8 FASTON CONNECTOR 6,3X0,8.....	5
35	960 970	ISOLIERHUELSE ISO 23 PE/G CONNECTOR SHEATH, YELLOW.....	N BED AS REQ

BILD-NR. ILL. NO.	TEILE-NR. PART NO.	B E Z E I C H N U N G D E S C R I P T I O N	STUECK QTY.
36	866 300	FLACHSTECKER 6,3X0,8 FASTON CONNECTOR 6,3X0,8.....	N BED AS REQ
37	864 010	STECKHUELSE 6,3X0,8 FASTON CONNECTOR 6,3X0,8.....	N BED AS REQ
38	960 719	ISOLIERHUELSE ISO 25 PE/N CONNECTOR SHEATH.....	N BED AS REQ
39	964 055	LEITUNGSSCHUH M5 CABLE TERMINAL M5.....	N BED AS REQ
40	965 700	LEITUNGSSCHUH M4 CABLE SHOE M4.....	N BED AS REQ
41	965 706	LEITUNGSSCHUH M3 CABLE SHOE M3.....	N BED AS REQ
42	899 788	LOCTITE 648 GRUEN LOCTITE 648 GREEN, 5 GR.,..... HOCHFEST, 5 GR. HIGH STRENGTH BOND, 5 GR.	N BED AS REQ
43	897 330	LITHIUMSEIFENFETT LITHIUM-BASE GREASE, 250 GR.,..... 250 GR., ZUR VERHINDERUNG VON KRIECHSTROEMEN TO PREVENT LEAKAGE CURRENT	N BED AS REQ
44	297 386	SILASTIC 732 RTV SILASTIC 732 RTV, 100 GR.,..... 100 GR., ZUM FIXIEREN DER ISOLIERHUELSEN TO FIX THE PROTECTION CAPS	N BED AS REQ
45	N 897 511	LOCTITE 380 SCHWARZ LOCTITE 380 BLACK, 20 GR.,..... 20 GR., ZUM FIXIEREN DER ZUENDLEITUNGEN, MAX. 1-2 TROPFEN TO FIX THE IGNITION CABLES, MAX. 1-2 DROPS	N BED AS REQ

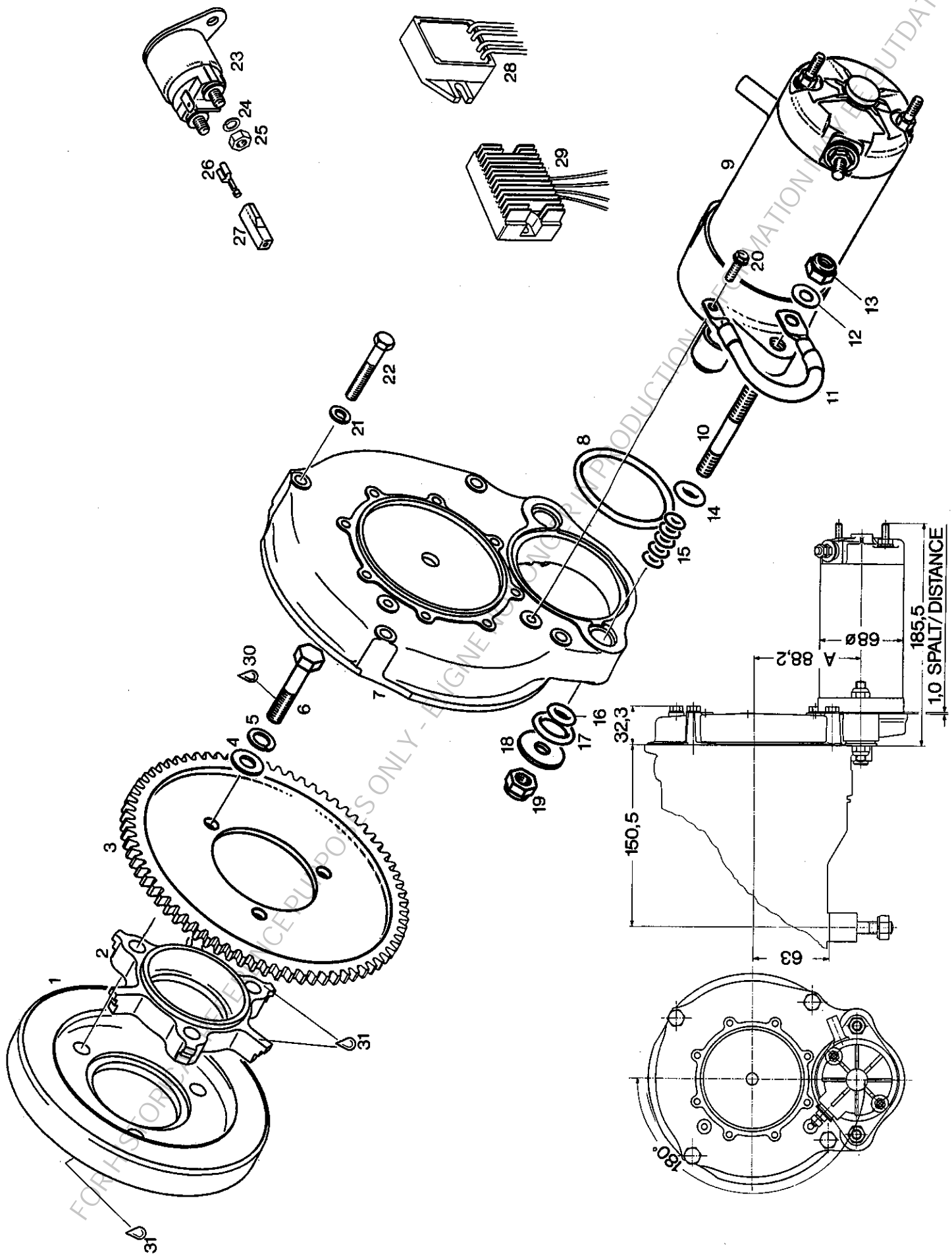
FOR HISTORICAL REFERENCE PURPOSES ONLY
NOT TO BE USED IN PRODUCTION, INFORMATION MAY BE OUTDATED!



RUECKHOLSTARTER
REWIND STARTER

BILD-NR. ILL. NO.	TEILE-NR. PART NO.	B E Z E I C H N U N G D E S C R I P T I O N	STUECK QTY.
1	994 872	RUECKHOLSTARTER KPL. REWIND STARTER ASSY.,.....	1
2	945 751	FEDERRING DIN 128-A6-FST / LOCK WASHER A6	4
3	240 911	SK-SCHRAUBE M6X14 DIN 933 HEX. SCREW M6X14..... ANZUGSDREHMOMENT 10 NM TIGHTENING TORQUE 10 NM (90 IN.LB.)	4
4	910 105	STARTERGEHAEUSE KPL. STARTER HOUSING ASSY.,.....	1
5	939 078	RUECKHOLFEDER KPL. / REWIND SPRING ASSY.,	1
6	N 852 283	SEILSCHEIBE / ROPE SHEAVE.....	1
7	952 799	ANWERFSCHNUR 5,5X1700 STARTER ROPE 5,5X1700 MM.....	1
8	852 070	KLEMMKEIL / KEY CLAMP.....	1
9	852 290	MITNEHMER / PAWL.....	1
10	852 300	MITNEHMERSPERRE / PAWL LOCK.....	1
11	845 300	SICHERUNGSSCHEIBE DIN 6799-15 RETAINING RING 15.....	1
12	N 938 985	BUEGELSPERRFEDER / LOCKING SPRING.....	1
13	945 770	SEEGER-V-RING AV 17 / SNAP RING AV 17....	1
14	960 415	ANSCHLAGPUFFER / RUBBER BUFFER.....	1
15	N 852 176	STARTERGRIF / STARTER GRIP.....	1
16	N 810 380	ZUENDERDECKEL / IGNITION COVER..... FUER AUSFUEHRUNG OHNE MAGNETSEITIGEN STARTER FOR CONFIGURATION WITHOUT MAGNETO SIDE STARTER	1
17	297 433	SCHMIERPASTE MOLYKOTE G-N MOLYKOTE G-N 50 GR., SLIDE PASTE..... 100 GR.	N BED AS REQ
18		• BP-ENERGREASE LS3 BP-ENERGREASE LS3	N BED AS REQ

FOR HISTORICAL REFERENCE PURPOSES ONLY. NO WARRANTY IS MADE. INFORMATION MAY BE OUTDATED!



RITZELANLASSER,
AUSFUEHRUNG M A G N E T S E I T I G
ELECTRIC STARTER
CONFIGURATION M A G N E T O - S I D E

OHNE RUECKHOLSTARTER
WITHOUT REWIND STARTER

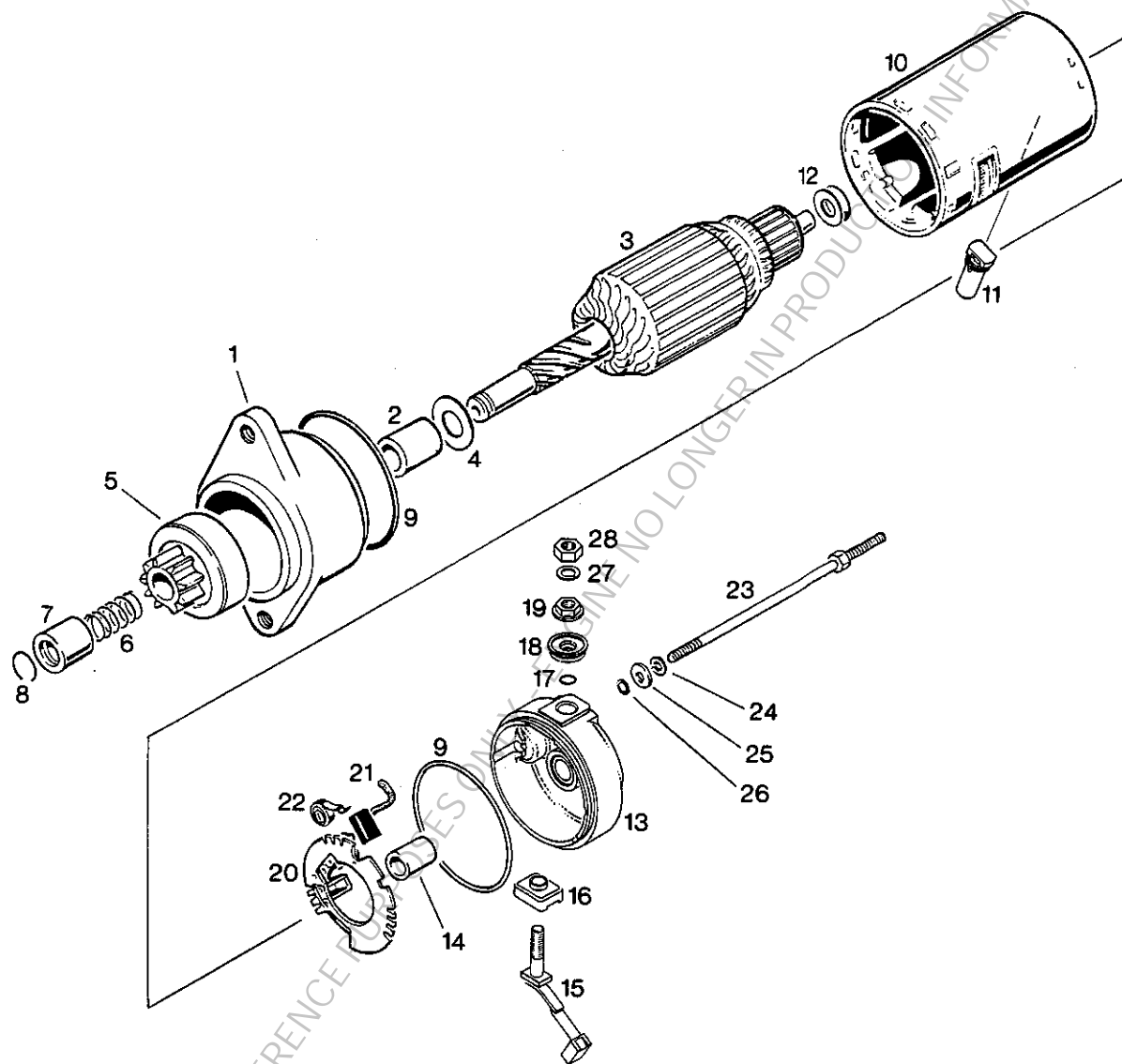
BILD-NR. ILL. NO.	TEILE-NR. PART NO.	B E Z E I C H N U N G D E S C R I P T I O N	STUECK QTY.
1	N 965 497	HYDRODAEMPFER KPL. / HYDRO DAMPER ASSY... AB MOTOR-NR. 4,015.239 FROM ENGINE SERIAL NO. 4,015.239	1
2	N 852 378	ZAHNKRANZTRAEGER / STARTER GEAR ADAPTER.. AB MOTOR-NR 4,015.239 FROM ENGINE SERIAL NO. 4,015.239	1
2	852 374	ZAHNKRANZTRAEGER / STARTER GEAR ADAPTER.. BIS MOTOR NR. 4,015.238 UP TO ENGINE SERIAL NO. 4,015.238	1
3	834 050	STARTERZAHNKRANZ 61 Z STARTER GEAR 61 T.....	1
4	250 311	SCHEIBE 8,4 DIN 125 / WASHER 8,4.....	3
5	945 752	FEDERRING DIN 128-A8-FST / LOCK WASHER A8	3
6	940 616	SK-SCHRAUBE M8X40 DIN 931 HEX. SCREW M8X40..... ANZUGSDREHMOMENT 22 NM TIGHTENING TORQUE 22 NM (195 IN.LB.)	3
7 - 20	995 920	E-STARTERSATZ / ELECTRIC STARTER SET.....	1
7	N 910 731	STARTERDECKEL / STARTER COVER.....	1
8	850 390	O-RING DIN 3771-60X4-N / O-RING 60-4.....	1
9	995 430	SCHRAUBTRIEB-STARTER KPL. ELECTRIC STARTER ASSY.,.....	1
10	841 950	STIFTSCHRAUBE M8X43/23 / STUD M8X43/23... ANZUGSDREHMOMENT 8 NM TIGHTENING TORQUE 8 NM (70 IN.LB.)	2
11	966 030	VERBINDUNGSLEITUNG 80 MM KPL. MASS CABLE 80 MM ASSY.,.....	1
12	944 038	SCHEIBE 8,4/14/1 / WASHER 8,4/14/1.....	1
13	942 030	SICHERUNGSMUTTER DIN 985-M8 / LOCK NUT M8 ANZUGSDREHMOMENT 22 NM TIGHTENING TORQUE 22 NM (195 IN.LB.)	2
14	850 585	O-RING DIN 3771-8X5-N / O-RING 8X5.....	2

BILD-NR. ILL. NO.	TEILE-NR. PART NO.	B E Z E I C H N U N G D E S C R I P T I O N	STUECK QTY.
15	230 260	O-RING DIN 3771-6X3-N / O-RING 6X3.....	10
16	850 580	O-RING DIN 3771-8X4-N / O-RING 8X4.....	2
17	850 590	O-RING DIN 3771-16X4-N / O-RING 16-4.....	2
18	827 910	SCHEIBE 8,2/26,3/2 / WASHER 8,2/26,3/2....	2
19	942 030	SICHERUNGSMUTTER DIN 985-M8 / LOCK NUT M8 FESTZIEHEN BIS 1 MM SPALT ZWISCHEN STARTERDECKEL UND E-STARTER TIGHTEN TO LEAVE 1 MM DISTANCE BETWEEN STARTER COVER AND ELECTRIC STARTER	2
20	841 680	TAPTITE-SCHRAUBE M5X8 TAPTITE SCREW M5X8..... ANZUGSDREHMOMENT 5 NM TIGHTENING TORQUE 5 NM (45 IN.LB.)	1
21	945 751	FEDERRING DIN 128-A6-FST / LOCK WASHER A6	4
22	240 631	SK-SCHRAUBE M6X40 DIN 931 HEX. SCREW M6X40..... ANZUGSDREHMOMENT 10 NM TIGHTENING TORQUE 10 NM (90 IN.LB.)	4
23	992 819	ANLASSER-RELAIS KPL. STARTER RELAY ASSY.,.....	1
24	945 751	FEDERRING DIN 128-A6-FST / LOCK WASHER A6	2
25	242 211	SK-MUTTER M6 DIN 934 / HEX.NUT M6.....	2
26	N 864 010	STECKHUELSE 6,3X0,8 FASTON CONNECTOR 6,3X0,8.....	1
27	960 719	ISOLIERHUELSE ISO 25 PE/N CONNECTOR SHEATH.....	1
28	866 080	TYMPANIUM-REGLERGLEICHRICHTER TYMPANIUM RECTIFIER-REGULATOR..... AB 1 AMPERE MINDESTBELASTUNG VERWENDBAR REQUIRES MINIMUM LOAD 12 W (1 A) TO REGULATE	1
29	264 870	DREIPHASEN-REGLERGLEICHRICHTER RECTIFIER-REGULATOR..... AB 0-LAST VERWENDBAR NO MINIMUM LOAD REQUIRED	1
30	899 785	SCHRAUBENSICHERUNG NIEDRIGFEST LOCTITE 221 VIOLET 10 CC.,..... LOCTITE 221 VIOLETT, 10 CCM LOW STRENGTH BOND	N BED: AS REQ

FOR HISTORICAL REFERENCE PURPOSES ONLY
ENGINEERING PRODUCTION INFORMATION MAY BE OUTDATED

BILD-NR. ILL. NO.	TEILE-NR. PART NO.	B E Z E I C H N U N G D E S C R I P T I O N	STUECK QTY.
31	899 788	LOCTITE 648 GRUEN LOCTITE 648 GREEN, 5 GR.,..... HOCHFEST, 5 GR., HIGH STRENGTH BOND,	N BED AS REQ

FOR HISTORICAL REFERENCE PURPOSES ONLY - ENGINE NO LONGER IN PRODUCTION, INFORMATION MAY BE OUTDATED!



RITZELANLASSER - EINZELTEILE,
AUSFUEHRUNG M A G N E T S E I T I G
ELECTRIC STARTER - SINGLE PARTS,
CONFIGURATION M A G N E T O - S I D E

BILD-NR. ILL. NO.	TEILE-NR. PART NO.	B E Z E I C H N U N G D E S C R I P T I O N	STUECK QTY.
1 - 26	995 430	SCHRAUBTRIEB-STARTER KPL. ELECTRIC STARTER ASSY.,.....	1
1 - 2	866 880	ANTRIEBSLAGER KPL. / DRIVE HOUSING ASSY.,	1
2	 LAGERBUECHSE, NICHT ALS ERSATZTEIL LIEFERBAR, KOMPLETT-TEIL 866 880 VERWENDEN BUSHING, NOT AVAILABLE AS SPARE PART, USE DRIVE HOUSING ASSY. 866 880	1
3	866 870	ANKER KPL. / ROTOR ASSY.,.....	1
4	927 050	ANLAUFSCHIEBE 15,3/24/1 THRUST WASHER 15,3/24/1.....	1
5	866 850	GETRIEBE KPL. OVERRUNNING-CLUTCH DRIVE ASSY.,.....	1
6	939 030	FEDER / SPRING.....	1
7	927 040	ANSCHLAGRING / STOP COLLAR.....	1
8	845 360	SPRENGRING / CIRCLIP.....	1
9	850 500	O-RING DIN 3771-62X1,5-N / O-RING 62-1,5.	2
10	866 860	ANLASSERGEHAEUSE KPL. / YOKE ASSY.,.....	1
11	860 600	ENTLUEFTUNGSNIPPEL / VENTING RUBBER.....	1
12	827 600	AUSGLEICHSCHEIBE SHIM.....	N BED AS REQ
13 - 19	866 900	KOLLEKTORLAGER KPL. / END FRAME ASSY.,....	1
13	 KOLLEKTORLAGER MIT BUECHSE, NICHT ALS ERSATZTEIL LIEFERBAR, KOMPLETT-TEIL 866 900 VERWENDEN END FRAME WITH SLEEVE, NOT AVAILABLE AS SPARE PART, USE END FRAME ASSY 866 900	1

FOR HISTORICAL REFERENCE PURPOSES ONLY - ENGINE NO LONGER IN PRODUCTION INFORMATION MAY BE OUTDATED!

BILD-NR. ILL. NO.	TEILE-NR. PART NO.	B E Z E I C H N U N G D E S C R I P T I O N	STUECK QTY.
----------------------	-----------------------	--	----------------

14		<p>..... 1</p> <p>LAGERBUECHSE, NICHT ALS ERSATZTEIL LIEFERBAR KOMPLETT-TEIL 866 900 VERWENDEN BUSHING, NOT AVAILABLE AS SPARE PART, USE END FRAME ASSY 866 900</p>	1
15	866 892	<p>KOHLEBUERSTE MIT SCHRAUBE CARBON BRUSH WITH SCREW.....</p>	1
16	260 820	ISOLIERHUELSE / ISOLATING BUSHING.....	1
17	230 530	O-RING DIN 3771-6X1,7-N / O-RING 6X1,7...	1
18	260 800	ISOLIERHUELSE / CONNECTOR SHEATH.....	1
19	242 780	KOMBIMUTTER M6 / COMBINED NUT M6.....	1
20 - 22	866 890	<p>KOHLEBUERSTENHALTER MIT FEDERN BRUSH HOLDER WITH SPRINGS.....</p>	1
21		<p>..... 1</p> <p>KOHLEBUERSTE, NICHT ALS ERSATZTEIL LIEFERBAR, KOMPLETT-TEIL 866 890 VERWENDEN BRUSH, NOT AVAILABLE AS SPARE PART, USE BRUSH HOLDER ASSY. 866 890</p>	1
22		<p>..... 2</p> <p>SPIRALFEDER, NICHT ALS ERSATZTEIL LIEFERBAR, KOMPLETT-TEIL 866 890 VERWENDEN SPRING, NOT AVAILABLE AS SPARE PART, USE BRUSH HOLDER ASSY. 866 890</p>	2
23	841 860	SCHRAUBE M5 / SCREW M5.....	2
24	945 750	FEDERRING DIN 128-A5-FST / LOCK WASHER A5	2
25	827 800	SCHEIBE A 5,5 DIN 6902 / WASHER A 5,5....	2
26	850 510	<p>O-RING DIN 3771-4,7X1,4-N O-RING 4,7X1,4.....</p>	2
27	945 751	FEDERRING DIN 128-A6-FST / LOCK WASHER A6	1
28	242 211	SK-MUTTER M6 DIN 934 / HEX.NUT M6.....	1

FOR HISTORICAL REFERENCE PURPOSES ONLY - NO LONGER PRODUCTION INFORMATION MAY BE OUTDATED

RITZELANLASSER,
AUSFUEHRUNG A B T R I E B S S E I T I G
ELECTRIC STARTER,
CONFIGURATION P. T. O. - S I D E

NICHT MOEGLICH MIT ROTAX UL-UNTERSETZUNGSGETRIEBE
NOT POSSIBLE WITH ROTAX UL-REDUCTION GEARBOX

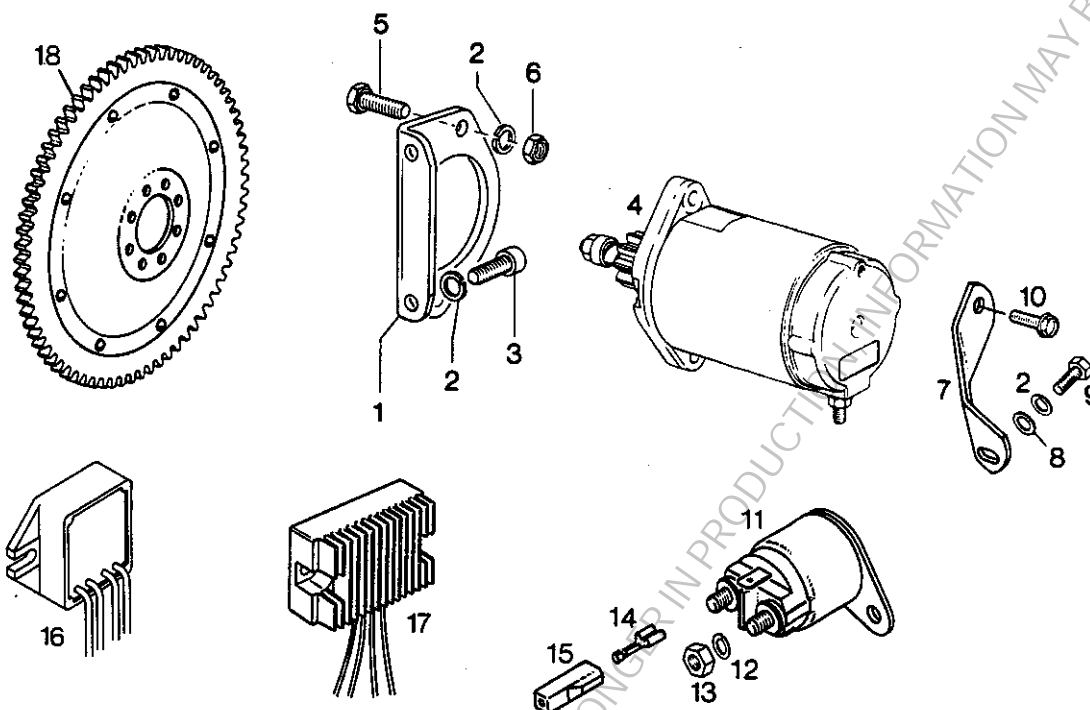


BILD-NR. ILL. NO.	TEILE-NR. PART NO.	B E Z E I C H N U N G D E S C R I P T I O N	STUECK QTY.
1	853 735	STARTERWINKEL / STARTER BRACKET.....	1
2	945 752	FEDERRING DIN 128-A8-FST / LOCK WASHER A8	5
3	240 081	ZYL.SCHRAUBE M8X25 DIN 912 ALLEN SCREW M8X25..... ANZUGSDREHMOMENT 22 NM TIGHTENING TORQUE 22 NM (195 IN.LB.)	2
4	992 805	SCHRAUBTRIEB-STARTER KPL. ELECTRIC STARTER ASSY.,.....	1
5	240 276	SK-SCHRAUBE M8X25 DIN 933 HEX. SCREW M8X25..... ANZUGSDREHMOMENT 22 NM TIGHTENING TORQUE 22 NM (195 IN.LB.)	2
6	N 242 206	SK-MUTTER M8 DIN 934 / HEX. NUT M8..... ANZUGSDREHMOMENT 22 NM TIGHTENING TORQUE 22 NM (195 IN.LB.)	2
7	951 175	STARTERABSTUETZUNG / STARTER SUPPORT.....	1

PAGE 43

BILD-NR. ILL. NO.	TEILE-NR. PART NO.	B E Z E I C H N U N G D E S C R I P T I O N	STUECK QTY.
----------------------	-----------------------	--	----------------

8	250 311	SCHEIBE 8,4 DIN 125 / WASHER 8,4.....	1
9	940 581	SK-SCHRAUBE M8X16 DIN 933 HEX. SCREW M8X16..... ANZUGSDREHMOMENT 22 NM TIGHTENING TORQUE 22 NM (195 IN.LB.)	1
10	841 510	TAPTITE-SCHRAUBE 1/4-20UNCX3/4 TAPTITE SCREW 1/4-20UNCX3/4.....	1
11	992 819	ANLASSER-RELAIS KPL. STARTER RELAY ASSY.,.....	1
12	945 751	FEDERRING DIN 128-A6-FST / LOCK WASHER A6	2
13	242 211	SK-MUTTER M6 DIN 934 / HEX.NUT M6.....	2
14	N 864 010	STECKHUELSE 6,3X0,8 FASTON CONNECTOR 6,3X0,8.....	1
15	960 719	ISOLIERHUELSE ISO 25 PE/N CONNECTOR SHEATH.....	1
16	866 080	TYMPANIUM-REGLERGLEICHRICHTER TYMPANIUM RECTIFIER-REGULATOR..... AB 1 AMPERE MINDESTBELASTUNG VERWENDBAR REQUIRES MINIMUM LOAD 12 W (1 A) TO REGULATE	1
17	264 870	DREIPHASEN-REGLERGLEICHRICHTER RECTIFIER-REGULATOR..... AB 0-LAST VERWENDBAR NO MINIMUM LOAD REQUIRED	1
18	N 935 828	STARTERZAHNKRANZ 86 Z KPL. STARTER GEAR 86 T. ASSY..... MIT ZAHNKRANZTRAEGER WITH RING GEAR HOLDER	1
18	N 935 821	STARTERZAHNKRANZ 86 Z STARTER GEAR 86 T.,..... OHNE ZAHNKRANZTRAEGER WITHOUT RING GEAR HOLDER	1

FOR HISTORICAL REFERENCE PURPOSES ONLY
ALL INFORMATION MAY BE OUTDATED!

RITZELANLASSER - EINZELTEILE,
AUSFUEHRUNG A B T R I E B S E I T I G
ELECTRIC STARTER - SINGLE PARTS,
CONFIGURATION P. T. O. S I D E

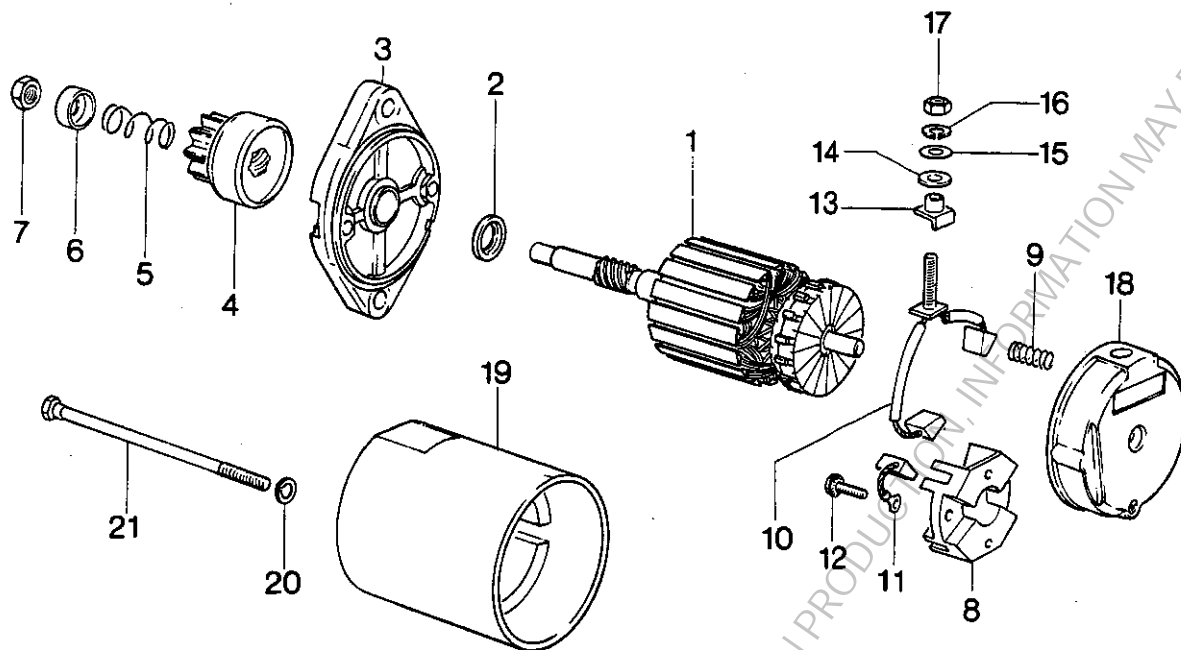


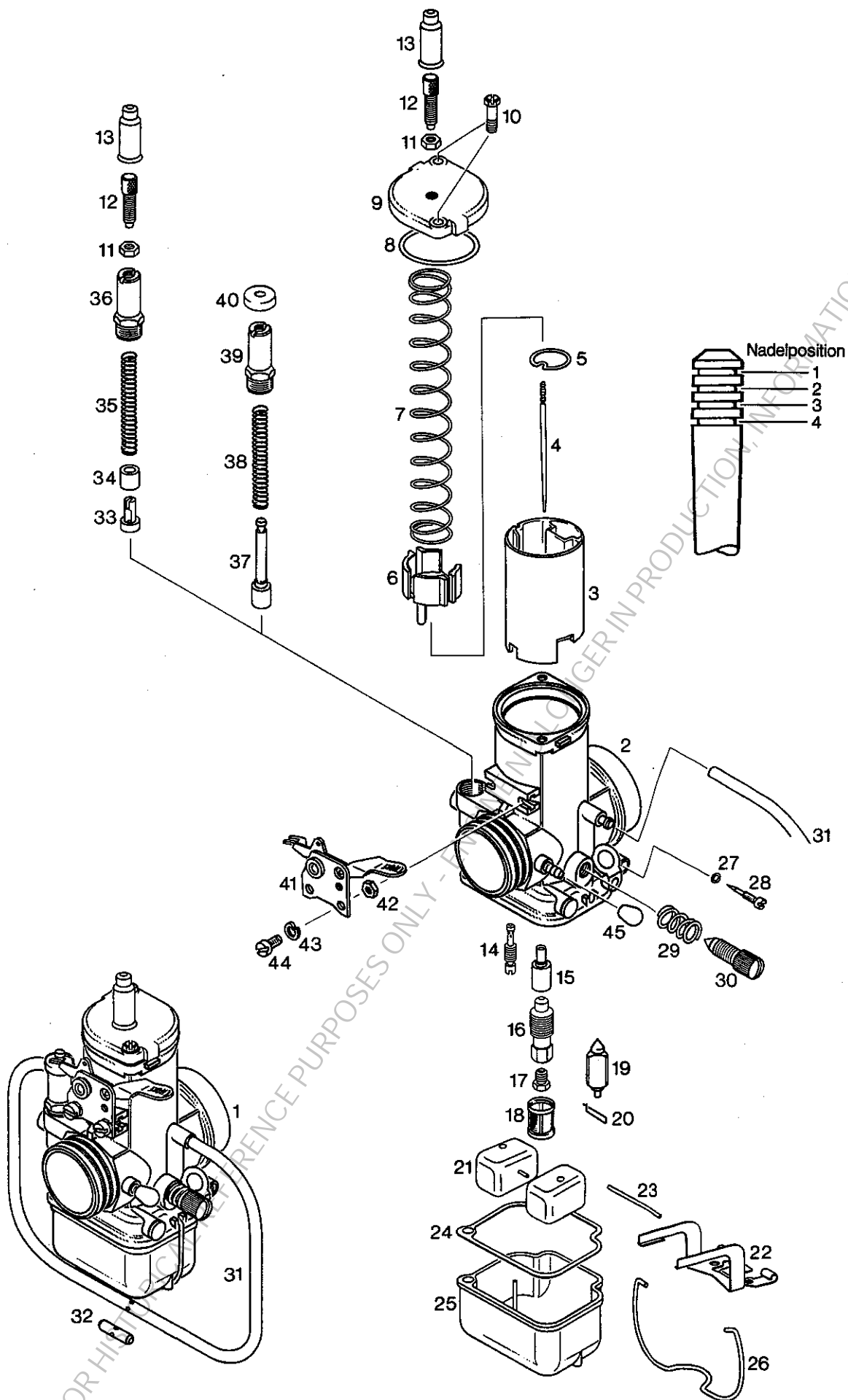
BILD-NR. ILL. NO.	TEILE-NR. PART NO.	B E Z E I C H N U N G D E S C R I P T I O N	STUECK QTY.
1 - 21	992 805	SCHRAUBTRIEB-STARTER KPL. ELECTRIC STARTER ASSY.,.....	1
1	866 165	ANKER KPL. / ROTOR ASSY.,.....	1
2	827 730	SCHEIBE / WASHER.....	1
3	910 090	LAGERSCHILD / PLATE.....	1
4	866 215	GETRIEBE KPL. OVERRUNNING-CLUTCH DRIVE ASSY.,.....	1
5 - 7	866 670	RITZELFEDERSATZ / PINION SPRING ASSY.,....	1
5	938 425	SCHRAUBENFEDER / SPRING.....	1
6	827 615	ANSCHLAGRING / CLUTCH STOP COLLAR.....	1
7	842 420	SICHERUNGSMUTTER / LOCK NUT.....	1
8 - 17	866 537	KOHLEBUERSTENSATZ MIT FEDER CARBON BRUSH SET WITH SPRINGS.....	1
8 - 18	866 555	KOLLEKTORLAGER KPL. / END FRAME ASSY.,....	1

BILD-NR. ILL. NO.	TEILE-NR. PART NO.	B E Z E I C H N U N G D E S C R I P T I O N	STUECK QTY.
8	 1 KOHLEBUERSTENHALTER, NICHT ALS ERSATZTEIL LIEFERBAR, KOMPLETT-TEIL 866 555 VERWENDEN BRUSH HOLDER, NOT AVAILABLE AS SPARE PART, USE END FRAME ASSY. 866 555	
9	 4 DRUCKFEDER, NICHT ALS ERSATZTEIL LIEFERBAR, KOMPLETT-TEIL 866 555 VERWENDEN SPRING, NOT AVAILABLE AS SPARE PART, USE END FRAME ASSY. 866 555	
10	 1 KOHLEBUERSTE MIT SCHRAUBE, NICHT ALS ERSATZTEIL LIEFERBAR, KOMPLETT-TEIL 866 555 VERWENDEN BRUSH WITH SCREW ASSY., NOT AVAILABLE AS SPARE PART, USE END FRAME ASSY. 866 555	
11	866 530	KOHLEBUERSTE / CARBON BRUSH.....	2
12	841 530	KOMBISCHRAUBE / COMBINED SCREW.....	2
13	866 540	ISOLIERPLATTE / ISOLATING PLATE.....	1
14	 1 ISOLIERSCHEIBE, NICHT ALS ERSATZTEIL LIEFERBAR, KOMPLETT-TEIL 866 555 VERWENDEN INSULATING WASHER, NOT AVAILABLE AS SPARE PART, USE END FRAME ASSY. 866 555	
15	244 211	SCHEIBE 6,4 DIN 134 / WASHER 6,4.....	1
16	945 751	FEDERRING DIN 128-A6-FST / LOCK WASHER A6	1
17	842 430	SK-MUTTER 1/4 / HEX. NUT 1/4.....	1
18	 1 KOLLEKTORLAGER MIT BUECHSE, NICHT ALS ERSATZTEIL LIEFERBAR, KOMPLETT-TEIL 866 555 VERWENDEN CAP AND BEARING ASSY., NOT AVAILABLE AS SPARE- PART, USE END FRAME ASSY. 866 555	
19	866 175	ANLASSERGEHAEUSE SMH 12A 104 YOKE ASSY.,.....	1
20	945 751	FEDERRING DIN 128-A6-FST / LOCK WASHER A6	2
21	841 395	SK-SCHRAUBE / HEX. SCREW.....	2

FOR HISTORICAL REFERENCE PURPOSES ONLY - ENGINE NO LONGER IN PRODUCTION, INFORMATION MAY BE OUTDATED!

VERGASERUEBERSICHTSTABELLE
CARBURETOR CALIBRATION SHEET

582/48 UL - 2 Verg. / dual carb.				582/40 UL - 2 Verg. / dual carb.				582/32 UL - 1 Verg. / single carb.			
mit Ansaugdämpfer with intake silencer		ohne Ansaugdämpfer without intake silencer		mit Ansaugdämpfer with intake silencer		ohne Ansaugdämpfer without intake silencer		mit Ansaugdämpfer with intake silencer		ohne Ansaugdämpfer without intake silencer	
Handhebel hand lever	Seilzug cable	Handhebel hand lever	Seilzug cable	Handhebel hand lever	Seilzug cable	Handhebel hand lever	Seilzug cable	Handhebel hand lever	Seilzug cable	Handhebel hand lever	Seilzug cable
Teile Nr. part no. 886 081	Teile Nr. part no. 886 080	Teile Nr. part no. 995 864	Teile Nr. part no. 995 862	Teile Nr. part no. 886 081	Teile Nr. part no. 886 080	Teile Nr. part no. 886 084	Teile Nr. part no. 996 419	Teile Nr. part no. 996 418	Teile Nr. part no. 996 417	Teile Nr. part no. nicht / n.a.	Teile Nr. part no. nicht / n.a.
HD 145		HD 165		HD 145		HD 160		HD 155			
LD 55		LD 55		LD 55		LD 55		LD 55			
ND 2,68		ND 2,72		ND 2,68		ND 2,72		ND 2,72			
DN 15K2		DN 11G2		DN 15K2		DN 11G2		DN 15K2			
NP 3		NP 3		NP 3		NP 3		NP 3			
SD 150		SD 150		SD 150		SD 150		SD 150			
LS 1		LS 1		LS 1		LS 1		LS 1			
NS 1,5		NS 1,5		NS 1,5		NS 1,5		NS 1,5			
SB 2		SB 2		SB 2		SB 2		SB 2			
HD= Hauptdüse main jet LD= Leerlaufdüse ... idle jet ND= Nadeldüse needle jet				DN=Düsenadel jet needle NP= Nadelposition ... needle position SD= Startdüse cold start jet				LS= Leerlauf-Luftschraube .. idle air adjusting screw NS= Schwimmernadelsitz float needle valve SB= Startbohrung starting bore			



BING DOPPELSCHWIMMER-STARTVERGASER 36 MM
 2-VERGASER-AUSFUEHRUNG
 BING DOUBLE-FLOAT CARBURETOR 36 MM
 2-CARBURETOR CONFIGURATION

BILD-NR. ILL. NO.	TEILE-NR. PART NO.	B E Z E I C H N U N G D E S C R I P T I O N	STUECK QTY.
1	886 081	DS-STARTVERGASER 54/36/1648 CARBURETOR 54/36/1648..... M I T HANDHEBELCHOKE, FUER AUSFUEHRUNG M I T ANSAUGDAEMPFER FUER MOTOR TYPE 582/48 UND 582/40 W I T H HAND LEVER CHOKE, FOR CONFIG. W I T H INTAKE SILENCER FOR ENGINE TYPE 582/48 AND 582/40	2
1	886 080	DS-STARTVERGASER 54/36/1647 CARBURETOR 54/36/1647..... F U E R SEILZUGCHOKE, FUER AUSFUEHRUNG M I T ANSAUGDAEMPFER FUER MOTOR TYPE 582/48 UND 582/40 F O R CABLE BOWDEN CHOKE, FOR CONFIG. W I T H INTAKE SILENCER FOR ENGINE TYPE 582/48 UND 582/40	2
1	995 864	DS-STARTVERGASER 54/36/1625 BING CARBURETOR 54/36/1625..... M I T HANDHEBELCHOKE, FUER AUSFUEHRUNG O H N E ANSAUGDAEMPFER N U R FUER MOTOR TYPE 582/48 W I T H HAND LEVER CHOKE, FOR CONFIG. W I T H O U T INTAKE SILENCER FOR ENGINE TYPE 582/48 O N L Y	2
1	995 862	DS-STARTVERGASER 54/36/1623 BING CARBURETOR 54/36/1623..... F U E R SEILZUGCHOKE, FUER AUSFUEHRUNG O H N E ANSAUGDAEMPFER N U R FUER MOTOR TYPE 582/48 F O R CABLE BOWDEN CHOKE, FOR CONFIG. W I T H O U T INTAKE SILENCER FOR ENGINE TYPE 582/48 O N L Y	2
1	886 084	DS-STARTVERGASER 54/36/.... CARBURETOR 54/36/..... M I T HANDHEBELCHOKE, FUER AUSFUEHRUNG O H N E ANSAUGDAEMPFER N U R FUER MOTOR TYPE 582/40 W I T H HAND LEVER CHOKE, FOR CONFIG. W I T H O U T INTAKE SILENCER FOR ENGINE TYPE 582/40 O N L Y	2

BILD-NR. ILL. NO.	TEILE-NR. PART NO.	B E Z E I C H N U N G D E S C R I P T I O N	STUECK QTY.
----------------------	-----------------------	--	----------------

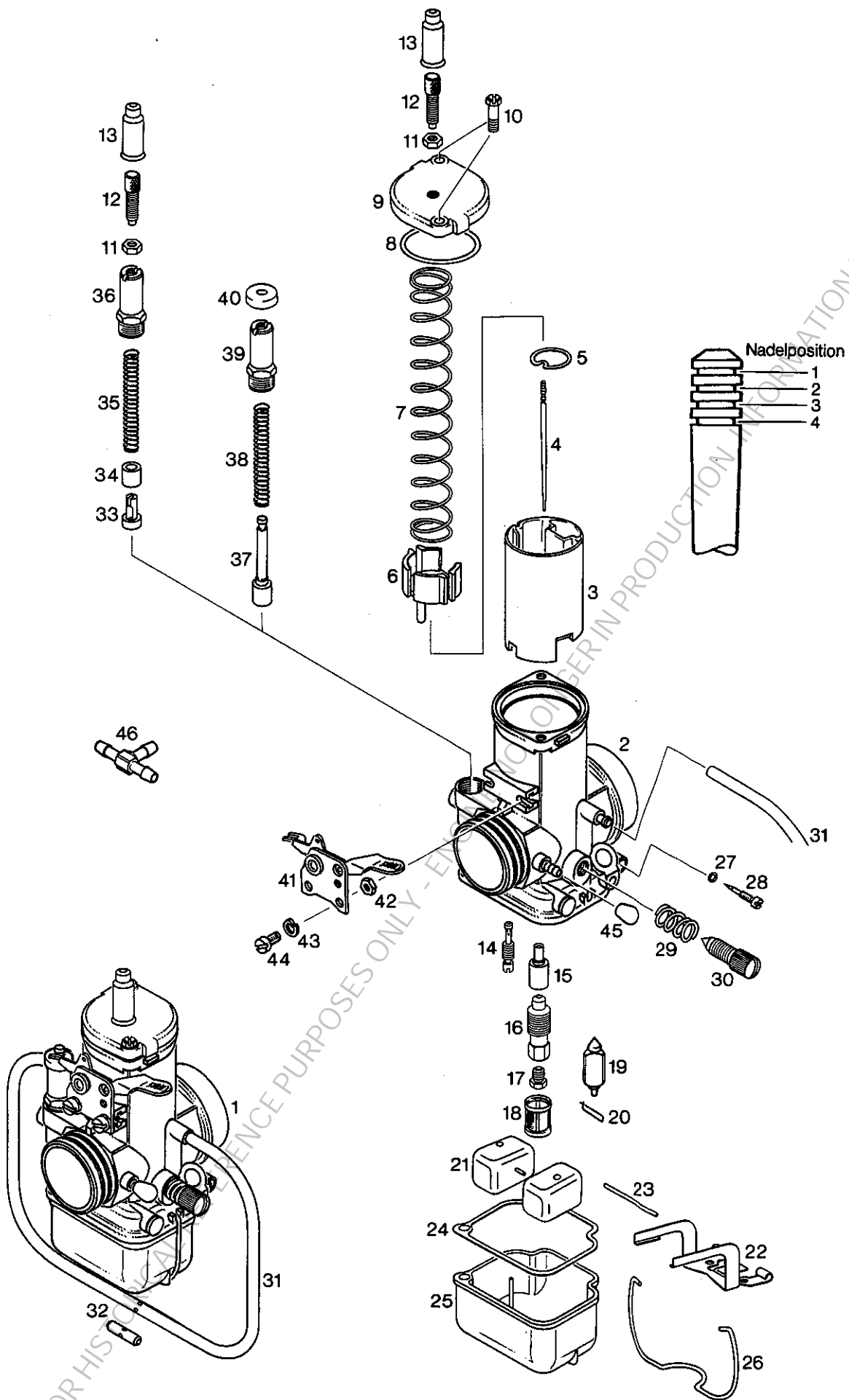
1	996 419	DS-STARTVERGASER 54/36/1646 CARBURETOR 54/36/1646..... F U E R SEILZUGCHOKE, FUER AUSFUEHRUNG D H N E ANSAUGDAEMPFER N U R FUER MOTOR TYPE 582/40 F O R CABLE BOWDEN CHOKE, FOR CONFIG. W I T H O U T INTAKE SILENCER FOR ENGINE TYPE 582/40 O N L Y	2
2 VERGASERGEHAUSE, NICHT ALS ERSATZTEIL LIEFERBAR, VERGASER KPL. VERWENDEN. CARBURETOR HOUSING, NOT AVAILABLE AS SPARE PART, USE CARBURETOR ASSY.	1
3	963 679	GASSCHIEBER / CARBURETOR PISTON.....	1
4	961 043	DUESENNADEL 11G2 / JET NEEDLE 11G2..... N A D E L P O S I T I O N 3 FUER MOTOR TYPE 582/48 UND 582/40 AUSFUEHRUNG D H N E ANSAUGDAEMPFER N E E D L E P O S I T I O N 3 FOR ENGINE TYPE 582/48 AND 582/40 CONFIGURATION W I T H O U T INTAKE SILENCER	1
4	963 718	DUESENNADEL 15K2 / JET NEEDLE 15K2..... N A D E L P O S I T I O N 3 FUER MOTOR TYPE 582/48 UND 582/40 AUSFUEHRUNG M I T ANSAUGDAEMPFER N E E D L E P O S I T I O N 3 FOR ENGINE TYPE 582/48 AND 582/40 CONFIGURATION W I T H INTAKE SILENCER	1
5	963 500	HALTEPLAETTCHEN / NEEDLE CLIP.....	1
6	827 345	FEDERTASSE / SPRING CUP.....	1
7	938 655	SCHIEBERFEDER 1,25/14 CARBURETOR PISTON SPRING 1,25/14.....	1
8	831 450	GUMMIDICHTRING / RUBBER RING.....	1
9	N 963 721	DECKELPLATTE MIT STIFT COVER PLATE WITH PIN.....	1
10	241 430	SK-SCHRAUBE M5X12 / HEX. SCREW M5X12.....	2
11	942 541	SK-MUTTER M6X0,75 HOEHE 3 HEX. NUT M6X0,75.....	2
12	241 440	STELLSCHRAUBE M6X0,75 ADJUSTMENT SCREW M6X0,75.....	2
13	260 370	GUMMITUELLE / RUBBER GROMMET.....	2

BILD-NR. ILL. NO.	TEILE-NR. PART NO.	B E Z E I C H N U N G D E S C R I P T I O N	STUECK QTY.
----------------------	-----------------------	--	----------------

14	963 147	LEERLAUFDUESE 55 / IDLE JET 55.....	1
15	963 691	NADEL DUESE 2,68 / NEEDLE JET 2,68..... FUER MOTOR TYPE 582/48 UND 582/40 AUSFUEHRUNG M I T ANSAUGDAEMPFER FOR ENGINE TYPE 582/48 AND 582/40 CONFIGURATION W I T H INTAKE SILENCER	1
15	963 697	NADEL DUESE 2,72 / NEEDLE JET 2,72..... FUER MOTOR TYPE 582/48 UND 582/40 AUSFUEHRUNG O H N E ANSAUGDAEMPFER FOR ENGINE TYPE 582/48 AND 582/40 CONFIGURATION W I T H O U T INTAKE SILENCER	1
16	963 700	DUESENSTOCK / MIXING TUBE.....	1
17	268 982	DUESE 145 / MAIN JET 145..... FUER MOTOR TYPE 582/48 UND 582/40 AUSFUEHRUNG M I T ANSAUGDAEMPFER FOR ENGINE TYPE 582/48 AND 582/40 CONFIGURATION W I T H INTAKE SILENCER	1
17	268 985	DUESE 160 / MAIN JET 160..... N U R FUER MOTOR TYPE 582/40 AUSFUEHRUNG O H N E ANSAUGDAEMPFER FOR ENGINE TYPE 582/40 O N L Y CONFIGURATION W I T H O U T INTAKE SILENCER	1
17	268 986	DUESE 165 / MAIN JET 165..... N U R FUER MOTOR TYPE 582/48 AUSFUEHRUNG O H N E ANSAUGDAEMPFER FOR ENGINE TYPE 582/48 O N L Y CONFIGURATION W I T H O U T INTAKE SILENCER	1
18	261 625	SIEBHUELSE / SIEVE SLEEVE.....	1
19	261 705	SCHWIMMERNADEL MIT VITONSP. FLOAT NEEDLE VALVE W. VITON TIP.....	1
20	261 710	KLEMMBUEGEL / FLOAT NEEDLE CLIP.....	1
21	861 180	SCHWIMMER GEFUEHRT / FLOAT.....	2
22	861 190	SCHWIMMERAUFHAENGUNG / FLOAT BRACKET.....	1
23	929 700	STIFT / PIN.....	1
24	830 720	DICHTUNG / GASKET.....	1
25	261 010	SCHWIMMERGEHAEUSE KPL. FLOAT CHAMBER ASSY.....	1
26	963 180	FEDERBUEGEL / SPRING CLIP.....	1
27	831 710	O-RING DIN 3771-3,2X1,8-N O-RING 3,2X1,8.....	1

BILD-NR. ILL. NO.	TEILE-NR. PART NO.	B E Z E I C H N U N G D E S C R I P T I O N	STUECK QTY.
28	963 155	LUFTREGULIERSCHRAUBE AIR REGULATING SCREW.....	1
29	938 640	FEDER / SPRING.....	1
30	963 160	STELLSCHRAUBE / ADJUSTMENT SCREW.....	1
31	N 256 421	ENTLUEFTUNGSSCHLAUCH 280 MM AIR VENT LINE 280 MM.....	2
32	961 300	AUSGLEICHSROHR PRESSURE COMPENSATION PIPE..... FUER SCHWIMMERKAMMER-ENTLUEFTUNG FOR VENTING OF FLOAT CHAMBER	1
33	963 740	STARTKOLBEN MIT DICHTUNG CHOKE PISTON WITH GASKET.....	1
34	268 850	HUELSE / SLEEVE.....	1
35	661 050	DRUCKFEDER / COMPRESSION SPRING.....	1
36	963 750	STARTGEHAEUSE / CHOKE HOUSING.....	1
37	268 847	STARTKOLBEN MIT DICHTUNG CHOKE PISTON WITH GASKET.....	1
38	239 730	DRUCKFEDER / COMPRESSION SPRING.....	1
39	261 770	STARTGEHAEUSE / CHOKE HOUSING.....	1
40	260 490	GUMMIKAPPE / RUBBER CAP.....	1
41	261 755	HANDHEBEL KPL. / CHOKE LEVER ASSY.....	1
42	261 200	SK-MUTTER M5 DIN 439 / HEX. NUT M5.....	2
43	945 750	FEDERRING DIN 128-A5-FST / LOCK WASHER A5	2
44	240 791	ZYL.SCHRAUBE M5X10 DIN 84 SLOTTED HEAD SCREW M5X10.....	2
45	860 610	VERSCHLUSSKAPPE / RUBBER CAP..... FUER PRIMER-ANSCHLUSS FOR PRIMER-NIPPLE	1

FOR HISTORICAL REFERENCE PURPOSES ONLY - ENGINEERING INFORMATION MAY BE OUTDATED!



BING DOPPELSCHWIMMER-STARTVERGASER 36 MM
1-VERGASER-AUSFUEHRUNG MIT ANSAUGDAEMPFER
BING DOUBLE-FLOAT CARBURETOR 36 MM
1-CARBURETOR CONFIGURATION WITH INTAKE SILENCER

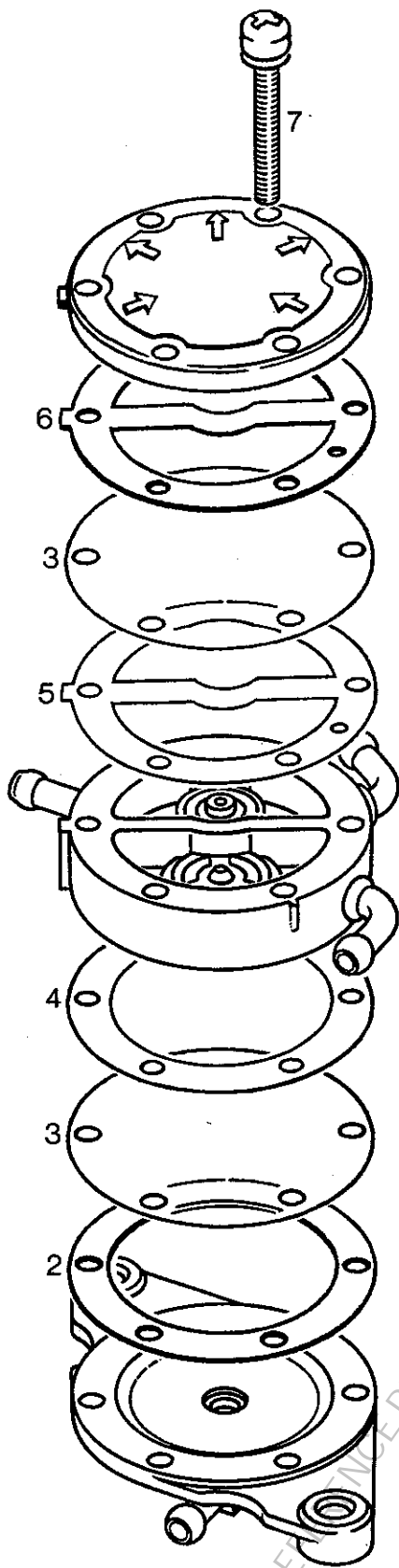
FUER MOTOR TYPE 582/32
FOR ENGINE TYPE 582/32

BILD-NR. ILL. NO.	TEILE-NR. PART NO.	B E Z E I C H N U N G D E S C R I P T I O N	STUECK QTY.
1	996 418	DS-STARTVERGASER 54/36/1645 CARBURETOR 54/36/1645..... M I T HANDHEBELCHOKE W I T H HAND LEVER CHOKE	1
1	996 417	DS-STARTVERGASER 54/36/1644 CARBURETOR 54/36/1644..... F U E R SEILZUGCHOKE F O R CABLE BOWDEN CHOKE	1
2	 VERGASERGEHAEUSE, NICHT ALS ERSATZTEIL LIEFERBAR, VERGASER KPL. VERWENDEN. CARBURETOR HOUSING, NOT AVAILABLE AS SPARE PART, USE CARBURETOR ASSY.	1
3	963 679	GASSCHIEBER / CARBURETOR PISTON.....	1
4	963 718	DUESENNADEL 15K2 / JET NEEDLE 15K2..... N A D E L P O S I T I O N 3 N E E D L E P O S I T I O N 3	1
5	963 500	HALTEPLAETTCHEN / NEEDLE CLIP.....	1
6	827 345	FEDERTASSE / SPRING CUP.....	1
7	938 655	SCHIEBERFEDER 1,25/14 CARBURETOR PISTON SPRING 1,25/14.....	1
8	831 450	GUMMIDICHTRING / RUBBER RING.....	1
9	N 963 721	DECKELPLATTE MIT STIFT COVER PLATE WITH PIN.....	1
10	241 430	SK-SCHRAUBE M5X12 / HEX. SCREW M5X12.....	2
11	942 541	SK-MUTTER M6X0,75 HOEHE 3 HEX. NUT M6X0,75.....	2
12	241 440	STELLSCHRAUBE M6X0,75 ADJUSTMENT SCREW M6X0,75.....	2
13	260 370	GUMMITUELLE / RUBBER GROMMET.....	2
14	963 147	LEERLAUFDUESE 55 / IDLE JET 55.....	1

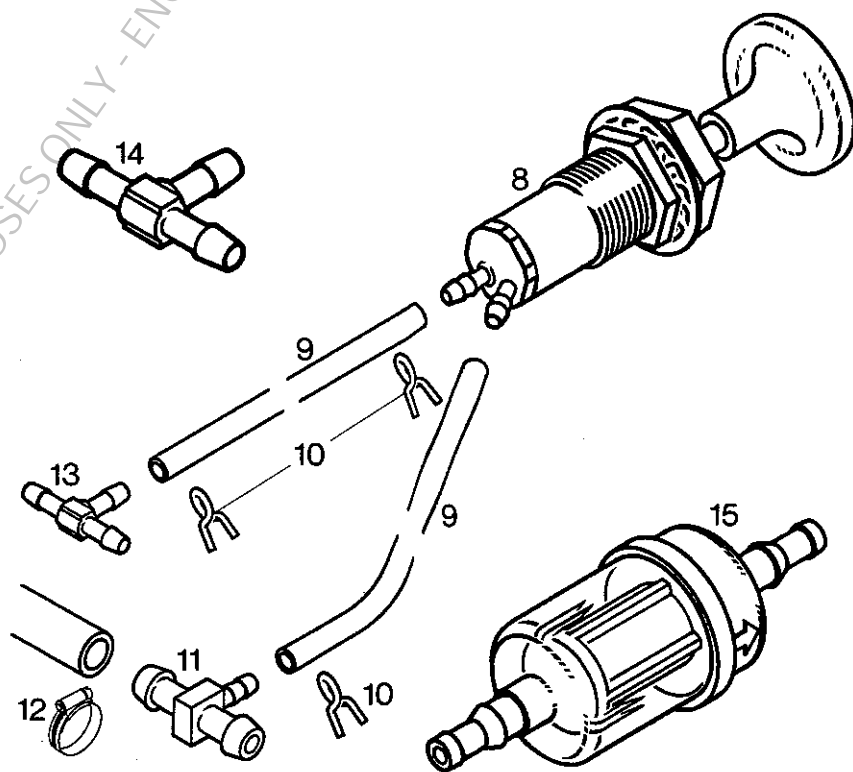
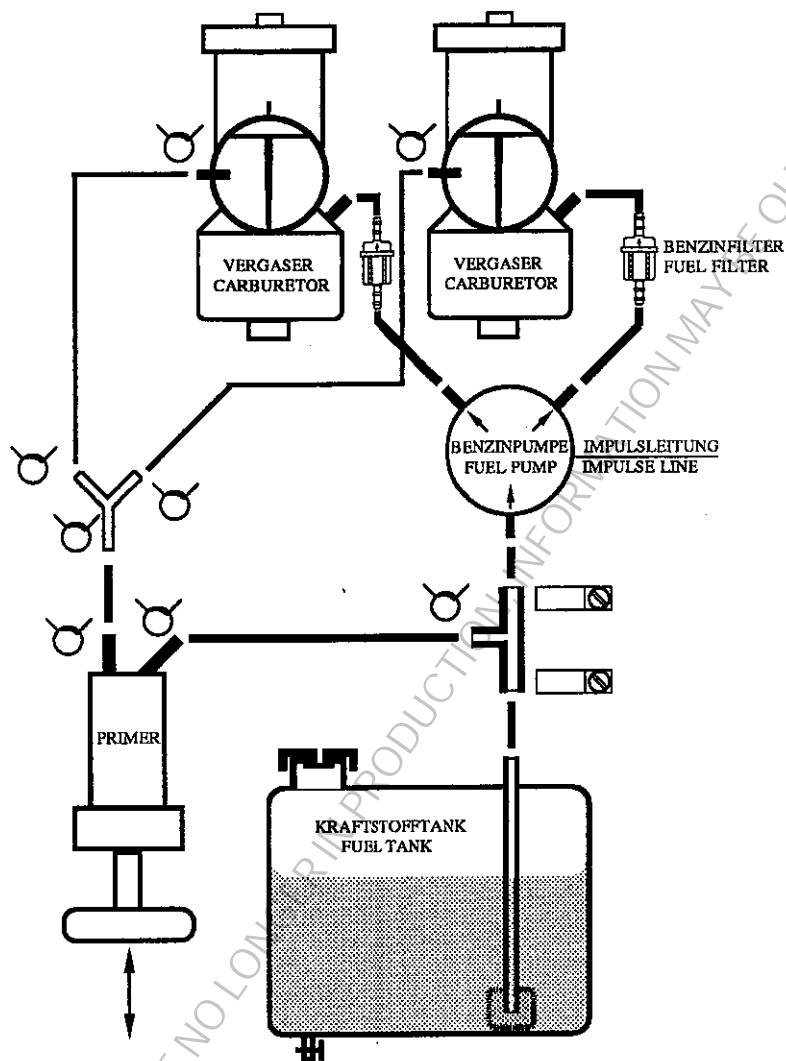
BILD-NR. ILL. NO.	TEILE-NR. PART NO.	B E Z E I C H N U N G D E S C R I P T I O N	STUECK QTY.
15	963 697	NADEL DUESE 2,72 / NEEDLE JET 2,72.....	1
16	963 700	DUESENSTOCK / MIXING TUBE.....	1
17	N 268 984	DUESE 155 / MAIN JET 155.....	1
18	261 625	SIEBHUELSE / SIEVE SLEEVE.....	1
19	261 705	SCHWIMMERNADEL MIT VITONSP. FLOAT NEEDLE VALVE W. VITON TIP.....	1
20	261 710	KLEMMBUEGEL / FLOAT NEEDLE CLIP.....	1
21	861 180	SCHWIMMER GEFUEHRT / FLOAT.....	2
22	861 190	SCHWIMMERAUFHAENGUNG / FLOAT BRACKET.....	1
23	929 700	STIFT / PIN.....	1
24	830 720	DICHTUNG / GASKET.....	1
25	261 010	SCHWIMMERGEHAEUSE KPL. FLOAT CHAMBER ASSY.....	1
26	963 180	FEDERBUEGEL / SPRING CLIP.....	1
27	831 710	O-RING DIN 3771-3,2X1,8-N O-RING 3,2X1,8.....	1
28	963 155	LUFTREGULIERSCHRAUBE AIR REGULATING SCREW.....	1
29	938 640	FEDER / SPRING.....	1
30	963 160	STELLSCHRAUBE / ADJUSTMENT SCREW.....	1
31	N 256 421	ENTLUEFTUNGSSCHLAUCH 280 MM AIR VENT LINE 280 MM.....	2
32	961 300	AUSGLEICHSROHR PRESSURE COMPENSATION PIPE..... FUER SCHWIMMERKAMMERENTLUEFTUNG FOR VENTING OF FLOAT CHAMBER	1
33	963 740	STARTKOLBEN MIT DICHTUNG CHOKE PISTON WITH GASKET.....	1
34	268 850	HUELSE / SLEEVE.....	1
35	661 050	DRUCKFEDER / COMPRESSION SPRING.....	1
36	963 750	STARTGEHAEUSE / CHOKE HOUSING.....	1
37	268 847	STARTKOLBEN MIT DICHTUNG CHOKE PISTON WITH GASKET.....	1

BILD-NR. ILL. NO.	TEILE-NR. PART NO.	B E Z E I C H N U N G D E S C R I P T I O N	STUECK QTY.
38	239 730	DRUCKFEDER / COMPRESSION SPRING.....	1
39	261 770	STARTGEHAEUSE / CHOKE HOUSING.....	1
40	260 490	GUMMIKAPPE / RUBBER CAP.....	1
41	261 755	HANDHEBEL KPL. / CHOKE LEVER ASSY.....	1
42	261 200	SK-MUTTER M5 DIN 439 / HEX. NUT M5.....	2
43	945 750	FEDERRING DIN 128-A5-FST / LOCK WASHER A5	2
44	240 791	ZYL.SCHRAUBE M5X10 DIN 84 SLOTTED HEAD SCREW M5X10.....	2
45	860 610	VERSCHLUSSKAPPE / RUBBER CAP..... FUER PRIMER-ANSCHLUSS FOR PRIMER-NIPPLE	1
46	974 830	DOPPELWINKELSTUECK / T-PIECE 5-5-5.....	1

FOR HISTORICAL REFERENCE PURPOSES ONLY - ENGINE NO LONGER IN PRODUCTION INFORMATION MAY BE OUTDATED!



1

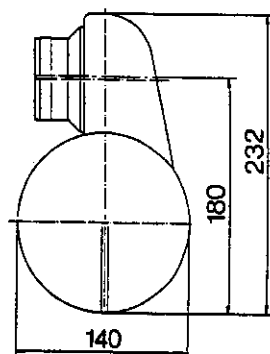
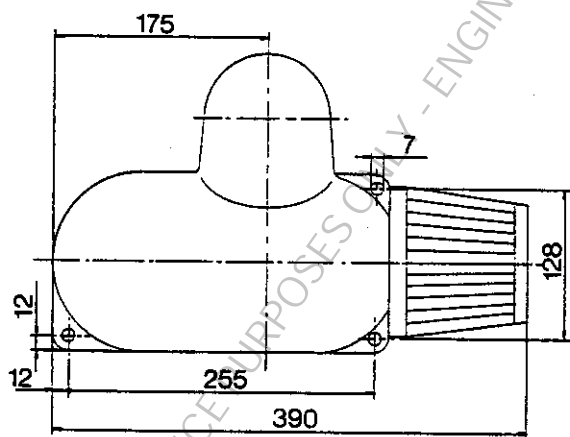
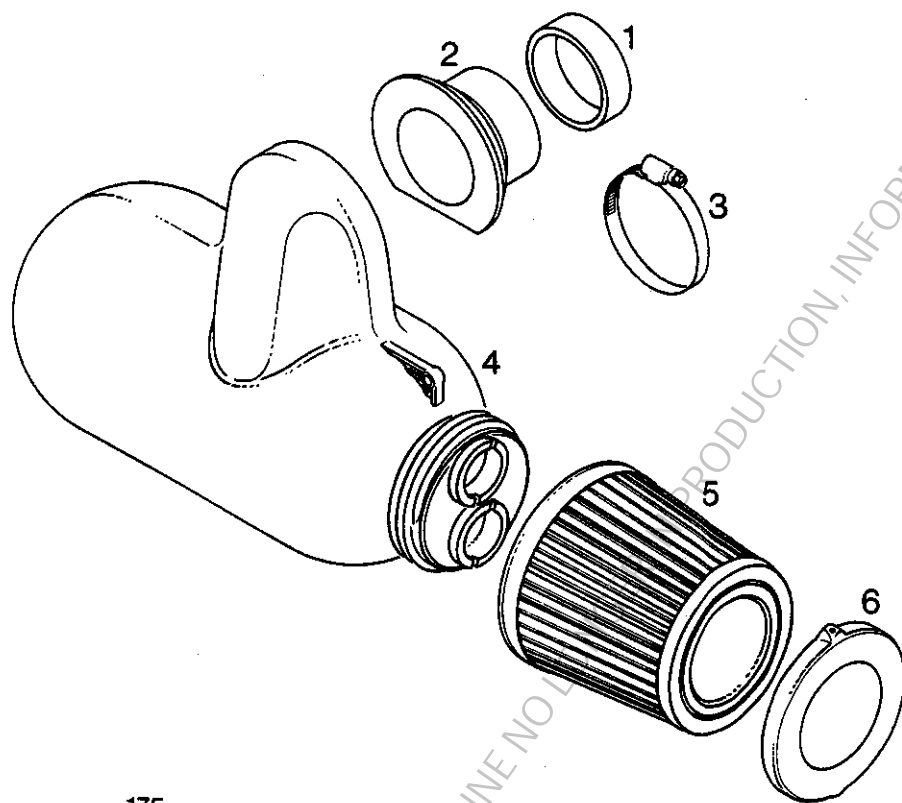


FOR HISTORICAL RESEARCH PURPOSES ONLY - ENGINE NO LONGER IN PRODUCTION. INFORMATION MAY BE OUTDATED!

BENZINPUMPE, PRIMER PUMPE
FUEL PUMP, PRIMER PUMP

BILD-NR. ILL. NO.	TEILE-NR. PART NO.	B E Z E I C H N U N G D E S C R I P T I O N	STUECK QTY.
1	994 485	MIKUNI-PUMPE DF 52-48 FUEL PUMP DF 52-48.....	1
2	850 440	DICHTUNG / GASKET.....	1
3	861 210	PUMPENMEMBRANE / DIAPHRAGM.....	2
4	850 445	DICHTUNG / GASKET.....	1
5	850 447	DICHTUNG / GASKET.....	1
6	850 450	DICHTUNG / GASKET.....	1
7	841 035	KOMBISCHRAUBE M4X28 COMBINED SCREW M4X28.....	6
8 - 13	861 620	PRIMERSATZ / PRIMER KIT.....	1
8	861 630	PRIMERPUMPE 11305 / PRIMER PUMP.....	1
9	874 211	KRAFTSTOFFSCHLAUCH 3000 MM FUEL LINE 3000 MM.....	1
10	938 195	SCHLAUCHKLEMME 5 / CLAMP 5.....	8
11	974 832	DOPPELWINKELSTUECK REDUCTION T-PIECE 5-3-5.....	1
12	951 890	SCHNECKENGWINDESCHELLE 7-11 / CLAMP 7-11	2
13	974 837	DOPPELWINKELSTUECK / T-PIECE 3-3-3.....	1
14	974 830	DOPPELWINKELSTUECK / T-PIECE 5-5-5..... N U R FÜR MOTOR TYPE 582/32 FOR ENGINE TYPE 582/32 O N L Y	1
15	825 730	KRAFTSTOFFFILTER CH27 / FUEL FILTER CH27..	2

FOR HISTORICAL REFERENCE PURPOSES ONLY - NO LONGER IN PRODUCTION, INFORMATION MAY BE OUTDATED!

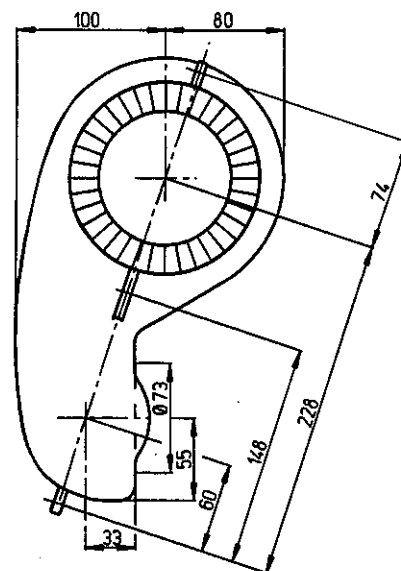
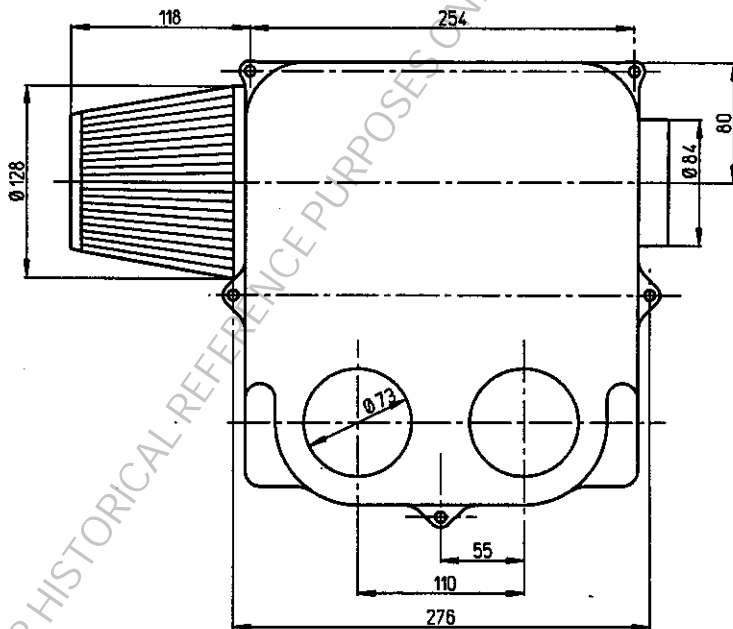
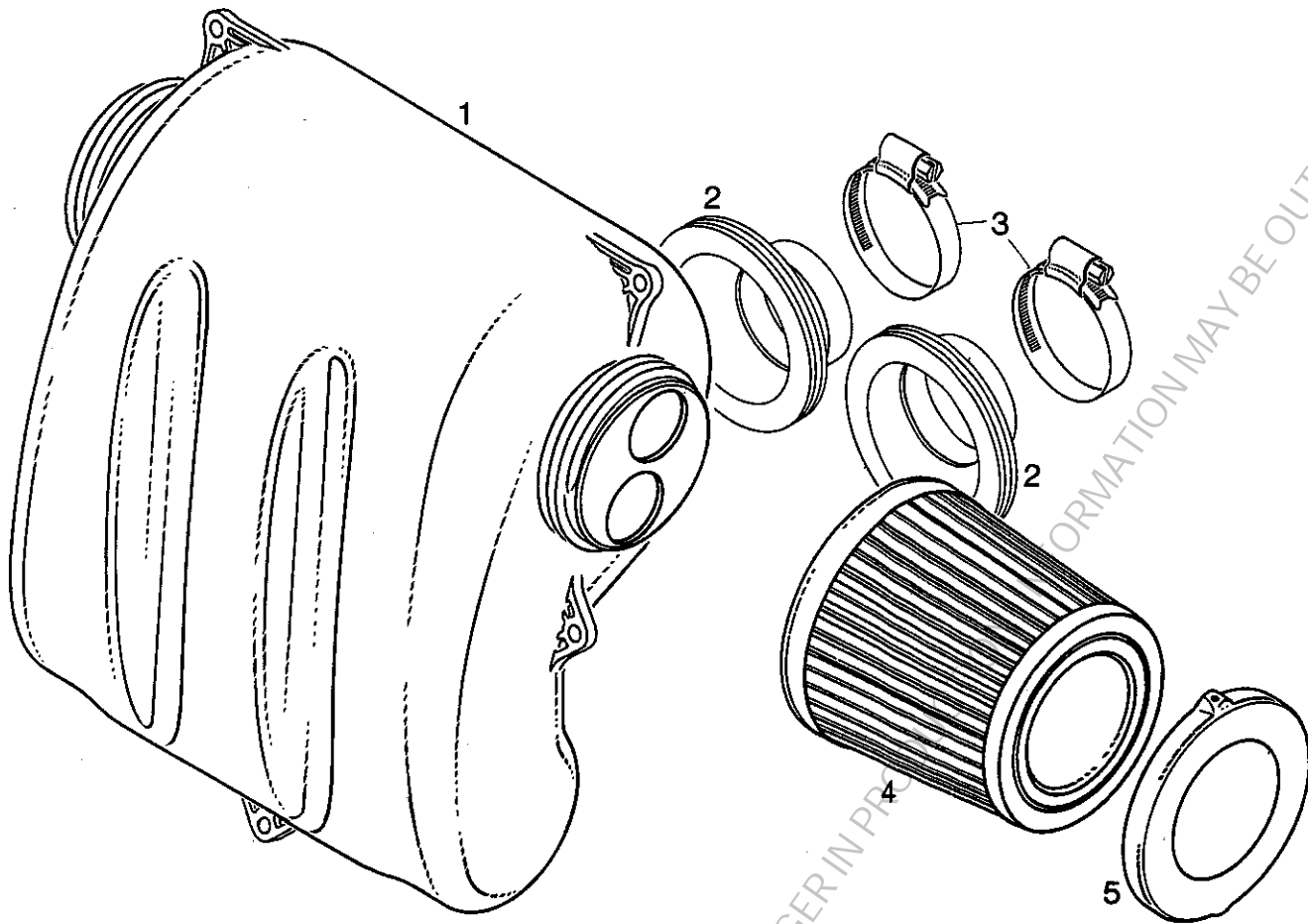


ANSAUGDAEMPFER, N U R FÜR 1-VERGASER AUSFÜHRUNG
 INTAKE SILENCER, O N L Y FOR 1-CARBURETOR CONFIG.

FÜR MOTOR TYPE 582/32
 FOR ENGINE TYPE 582/32

BILD-NR. ILL. NO.	TEILE-NR. PART NO.	B E Z E I C H N U N G D E S C R I P T I O N	STUECK QTY.
1	860 160	ADAPTERRING / ADAPTOR RING.....	1
2	825 440	DAEMPFERSTUTZEN / ADAPTOR.....	1
3	951 790	SCHNECKENGWINDESCHELLE 50-70 CLAMP 50-70.....	1
4	825 337	ANSAUGDAEMPFER KPL. INTAKE SILENCER ASSY.,.....	1
5	825 510	LUFTFILTER / AIR CLEANER.....	1
6	825 520	FILTERKAPPE / AIR CLEANER CAP.....	1

FOR HISTORICAL REFERENCE PURPOSES ONLY - ENGINE NO LONGER IN PRODUCTION INFORMATION MAY BE OUTDATED!

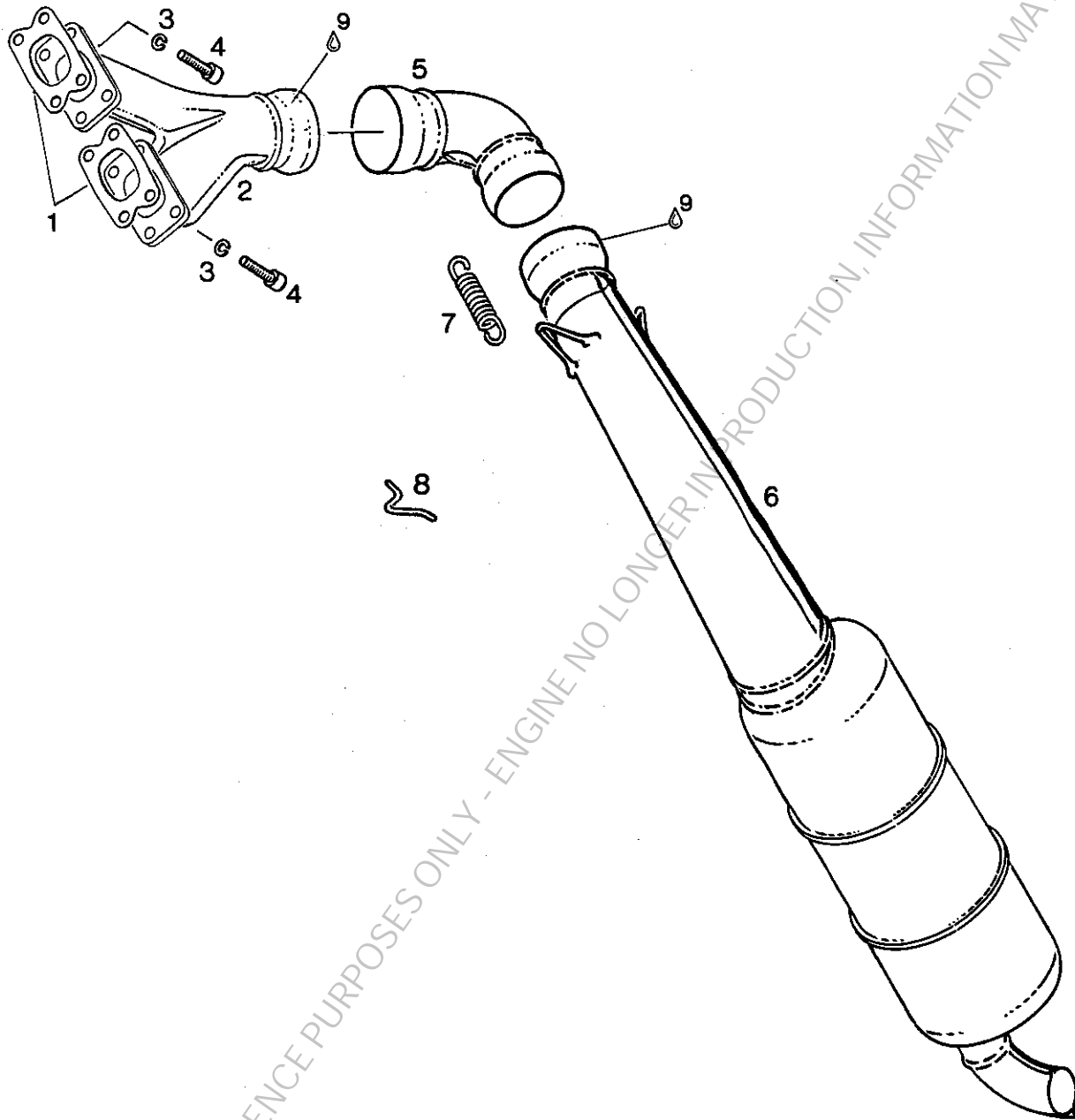


ANSAUGDAEMPFER, N U R FÜR 2-VERGASER AUSFÜHRUNG
 INTAKE SILENCER, O N L Y FOR 2-CARBURETOR CONFIG.

FÜR MOTOR TYPE 582/48 UND 582/40
 FOR ENGINE TYPE 582/48 AND 582/40

BILD-NR. ILL. NO.	TEILE-NR. PART NO.	B E Z E I C H N U N G D E S C R I P T I O N	STUECK QTY.
1	825 657	ANSAUGDAEMPFER KPL. INTAKE SILENCER ASSY..... FÜR EINBAU MIT FILTER OBEN IF INSTALLED WITH FILTER ON TOP	1
1	825 659	ANSAUGDAEMPFER KPL. INTAKE SILENCER ASSY..... FÜR EINBAU MIT FILTER UNTEN IF INSTALLED WITH FILTER ON BOTTOM	1
2	N 825 662	DAEMPFERSTUTZEN / SILENCER SOCKET.....	2
3	951 790	SCHNECKENGWINDESCHELLE 50-70 CLAMP 50-70.....	2
4	825 510	LUFTFILTER / AIR CLEANER.....	1
5	825 520	FILTERKAPPE / AIR CLEANER CAP.....	1

FOR HISTORICAL REFERENCE PURPOSES ONLY - ENGINE NO LONGER IN PRODUCTION INFORMATION MAY BE OUTDATED!

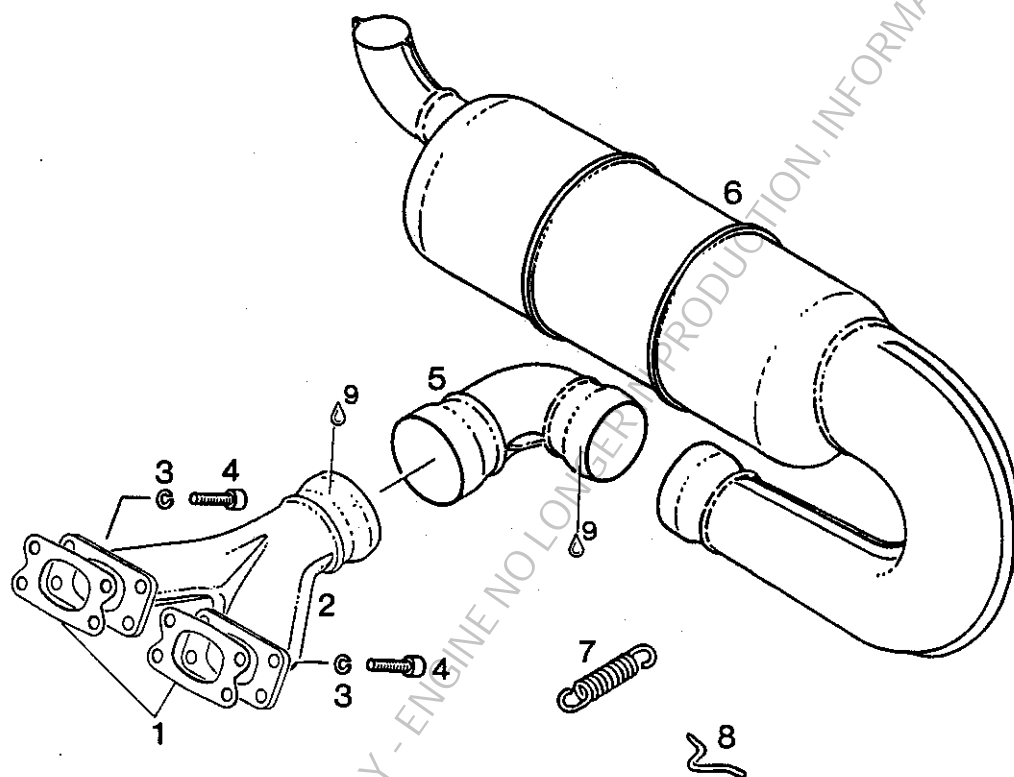


FOR HISTORICAL REFERENCE PURPOSES ONLY - ENGINE NO LONGER IN PRODUCTION, INFORMATION MAY BE OUTDATED!

AUSPUFFANLAGE, AUSFUEHRUNG G E R A D E
EXHAUST SYSTEM, CONFIGURATION S T R A I G H T

BILD-NR. ILL. NO.	TEILE-NR. PART NO.	B E Z E I C H N U N G D E S C R I P T I O N	STUECK QTY.
1	850 630	DICHTUNG / GASKET.....	2
2	973 122	AUSPUFFKRUEMMER KPL. EXHAUST MANIFOLD ASSY.,..... O H N E EINHAENGEDESEN W I T H O U T HOOKS	1
2	N 973 124	AUSPUFFKRUEMMER KPL. EXHAUST MANIFOLD ASSY.,..... M I T EINHAENGEDESEN W I T H HOOKS	1
3	945 752	FEDERRING DIN 128-A8-FST / LOCK WASHER A8	6
4	840 991	ZYL.SCHRAUBE M8X30 DIN 912 ALLEN SCREW M8X30..... ANZUGSDREHMOMENT 22 NM TIGHTENING TORQUE 22 NM (195 IN.LB.)	6
5	973 180	VERBINDUNGSBOGEN KPL. CONNECTING ELBOW ASSY.,..... O H N E EINHAENGEDESEN W I T H O U T HOOKS	1
5	N 973 182	VERBINDUNGSBOGEN KPL. CONNECTING ELBOW ASSY.,..... M I T EINHAENGEDESEN W I T H HOOKS	1
6	973 192	AUSPUFFTOPF KPL. / MUFFLER ASSY.,..... AUSFUEHRUNG G E R A D E M I T 3 EINHAENGEDESEN CONFIGURATION S T R A I G H T W I T H 3 HOOKS	1
7	938 790	ZUGFEDER / RETURN SPRING..... FUER EINHAENGEDESENABSTAND 75 MM FOR HOOK DISTANCE 75 MM (2,95 IN.)	8
8	853 355	EINHAENGOESE / HOOK.....	14
9	297 431	LOCTITE ANTI-SEIZE 76710 LOCTITE ANTI-SEIZE 76710 10 GR.,..... 10 GR., ZUR VERHINDERUNG VON PASSUNGSROST TO PREVENT METAL GALLING	N BED- AS REQ

FOR HISTORICAL REFERENCE PURPOSES ONLY - ENGINE NO LONGER IN PRODUCTION, INFORMATION MAY BE OUTDATED!

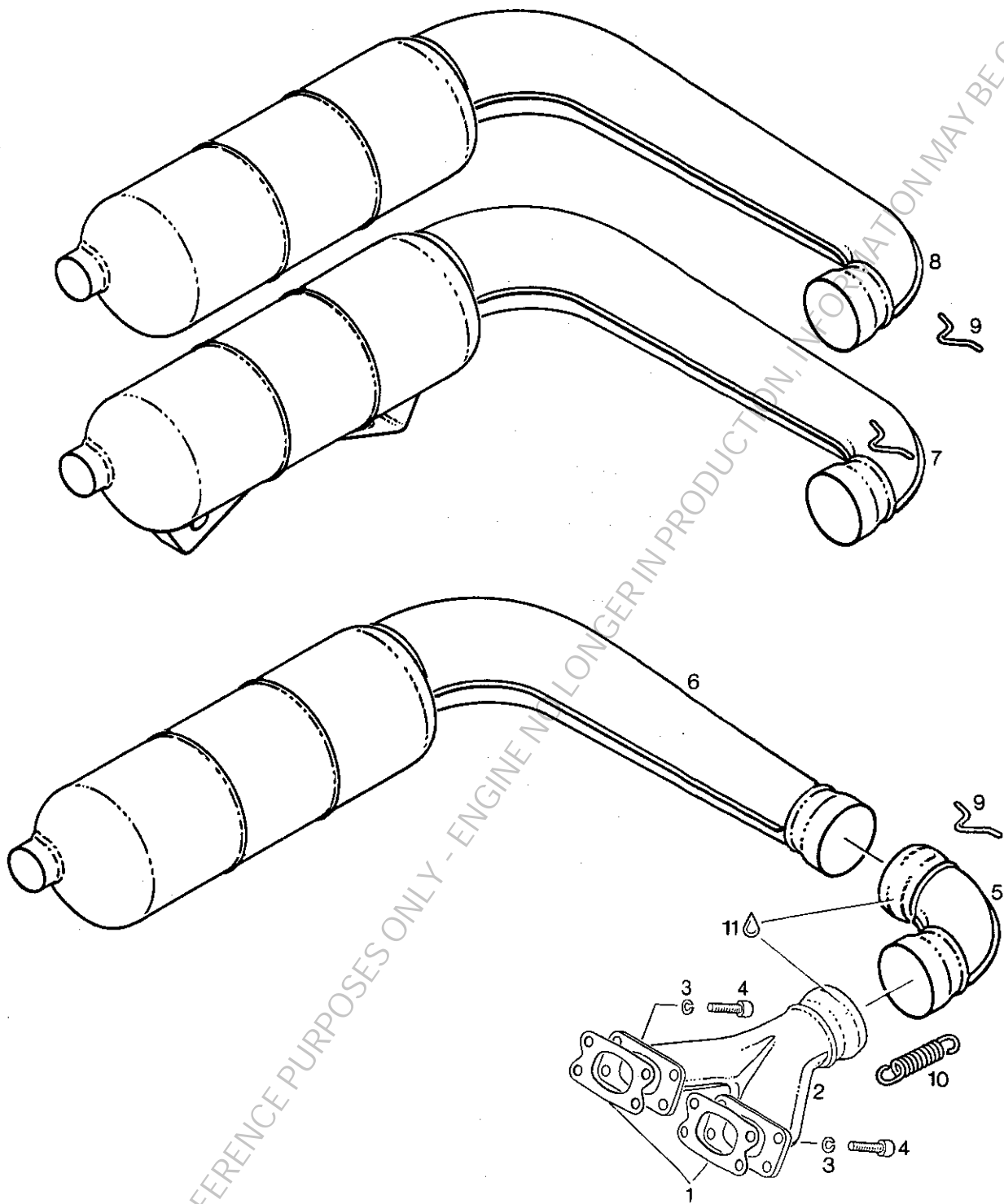


AUSPUFFANLAGE, AUSFUEHRUNG S I D E M O U N T
EXHAUST SYSTEM, CONFIGURATION S I D E M O U N T

BILD-NR. ILL. NO.	TEILE-NR. PART NO.	B E Z E I C H N U N G D E S C R I P T I O N	STUECK QTY.
1	850 630	DICHTUNG / GASKET.....	2
2	973 122	AUSPUFFKRUEMMER KPL. EXHAUST MANIFOLD ASSY.,..... O H N E EINHAENGEDESEN W I T H O U T HOOKS	1
2	N 973 124	AUSPUFFKRUEMMER KPL. EXHAUST MANIFOLD ASSY.,..... M I T EINHAENGEDESEN W I T H HOOKS	1
3	945 752	FEDERRING DIN 128-A8-FST / LOCK WASHER A8	6
4	840 991	ZYL.SCHRAUBE M8X30 DIN 912 ALLEN SCREW M8X30..... ANZUGSDREHMOMENT 22 NM TIGHTENING TORQUE 22 NM (195 IN.LB.)	6
5	973 180	VERBINDUNGSBOGEN KPL. CONNECTING ELBOW ASSY.,..... O H N E EINHAENGEDESEN W I T H O U T HOOKS	1
5	N 973 182	VERBINDUNGSBOGEN KPL. CONNECTING ELBOW ASSY.,..... M I T EINHAENGEDESEN W I T H HOOKS	1
6	973 197	AUSPUFFTOPF KPL. / MUFFLER ASSY.,..... AUSFUEHRUNG S I D E M O U N T O H N E EINHAENGEDESEN CONFIGURATION S I D E M O U N T W I T H O U T HOOKS	1
7	938 790	ZUGFEDER / RETURN SPRING..... FUER EINHAENGEDESENABSTAND 75 MM FOR HOOK DISTANCE 75 MM (2,95 IN.)	8
8	853 355	EINHAENGOESE / HOOK.....	16
9	297 431	LOCTITE ANTI-SEIZE 76710 LOCTITE ANTI-SEIZE 76710 10 GR.,..... 10 GR., ZUR VERHINDERUNG VON PASSUNGSROST TO PREVENT METAL GALLING	N BED AS REQ.

FOR HISTORICAL REFERENCE PURPOSES ONLY! PRODUCTION INFORMATION MAY BE OUTDATED!

FOR HISTORICAL REFERENCE PURPOSES ONLY - ENGINE NO LONGER IN PRODUCTION, INFORMATION MAY BE OUTDATED!



AUSPUFFANLAGE, AUSFUEHRUNG 1 X 90 GRAD MIT
VERBINDUNGSBOGEN UND AUSFUEHRUNG 2 X 90 GRAD
EXHAUST SYSTEM, CONFIGURATION 1 X 90 DEGR. WITH
CONNECTING ELBOW AND CONFIG. 2 X 90 DEGR.

BILD-NR. ILL. NO.	TEILE-NR. PART NO.	B E Z E I C H N U N G D E S C R I P T I O N	STUECK QTY.
1	850 630	DICHTUNG / GASKET.....	2
2	973 122	AUSPUFFKRUEMMER KPL. EXHAUST MANIFOLD ASSY.,..... O H N E EINHAENGEDESEN W I T H O U T HOOKS	1
2	N 973 124	AUSPUFFKRUEMMER KPL. EXHAUST MANIFOLD ASSY.,..... M I T EINHAENGEDESEN W I T H HOOKS	1
3	945 752	FEDERRING DIN 128-A8-FST / LOCK WASHER A8	6
4	840 991	ZYL.SCHRAUBE M8X30 DIN 912 ALLEN SCREW M8X30..... ANZUGSDREHMOMENT 22 NM TIGHTENING TORQUE 22 NM (195 IN.LB.)	6
5	973 180	VERBINDUNGSBOGEN KPL. CONNECTING ELBOW ASSY.,..... O H N E EINHAENGEDESEN W I T H O U T HOOKS	1
5	N 973 182	VERBINDUNGSBOGEN KPL. CONNECTING ELBOW ASSY.,..... M I T EINHAENGEDESEN W I T H HOOKS	1
6	973 274	AUSPUFFTOPF KPL. / MUFFLER ASSY.,..... AUSFUEHRUNG 1 X 90 GRAD, O H N E EINHAENGEDESEN CONFIGURATION 1 X 90 DEGR., W I T H O U T HOOKS	1
6	N 973 275	AUSPUFFTOPF KPL. / MUFFLER ASSY.,..... AUSFUEHRUNG 1 X 90 GRAD, M I T EINHAENGEDESEN CONFIGURATION 1 X 90 DEGR., W I T H HOOKS	1
7	973 196	AUSPUFFTOPF KPL. MIT LASCHEN MUFFLER ASSY. WITH BRACKETS..... AUSFUEHRUNG 2 X 90 GRAD M I T 3 EINHAENGEDESEN UND 2 MANTELLASCHEN CONFIGURATION 2 X 90 DEGREES W I T H 3 HOOKS AND 2 BRACKETS	1
8	973 194	AUSPUFFTOPF KPL. / MUFFLER ASSY.,..... AUSFUEHRUNG 2 X 90 GRAD, O H N E EINHAENGEDESEN CONFIGURATION 2 X 90 DEGR., W I T H O U T HOOKS	1

BILD-NR. ILL. NO.	TEILE-NR. PART NO.	B E Z E I C H N U N G D E S C R I P T I O N	STUECK QTY.
8	973 195	AUSPUFFTOPF KPL. / MUFFLER ASSY.,..... AUSFUEHRUNG 2 X 90 GRAD, M I T 4 EINHAENGEDESEN CONFIGURATION 2 X 90 DEGR., W I T H 4 HOOKS	1
9	853 355	EINHAENGOESE / HOOK.....	14
10	938 790	ZUGFEDER / RETURN SPRING..... FUER EINHAENGEDESENABSTAND 75 MM FOR HOOK DISTANCE 75 MM (2,95 IN.)	8
11	297 431	LOCTITE ANTI-SEIZE 76710 LOCTITE ANTI-SEIZE 76710 10 GR.,..... 10 GR., ZUR VERHINDERUNG VON PASSUNGSROST TO PREVENT METAL GALLING	N BED AS REQ

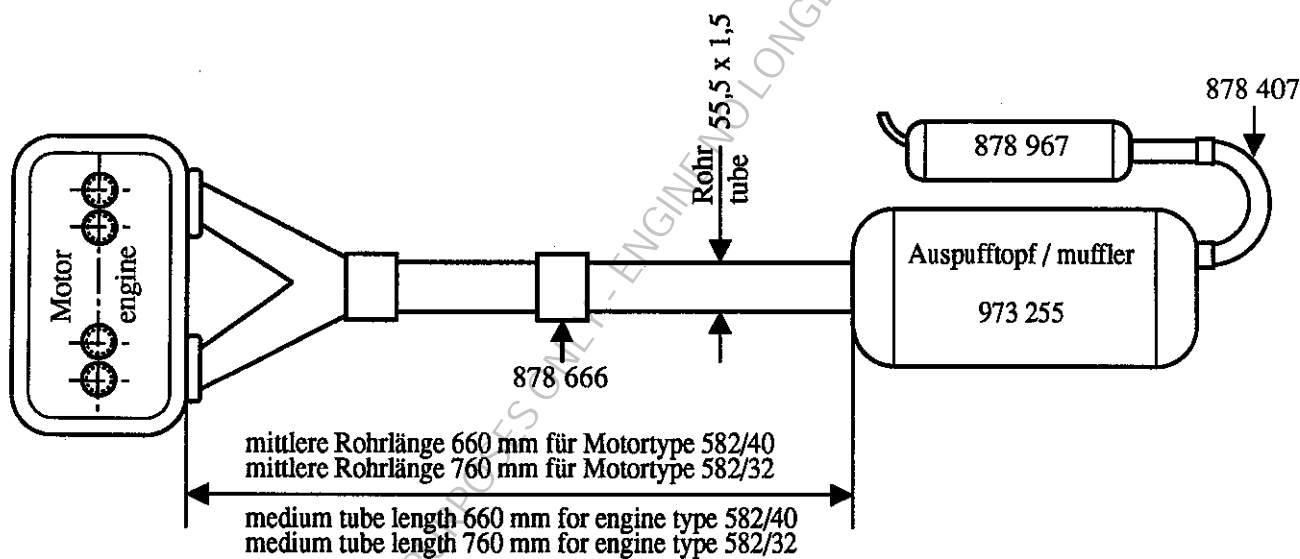
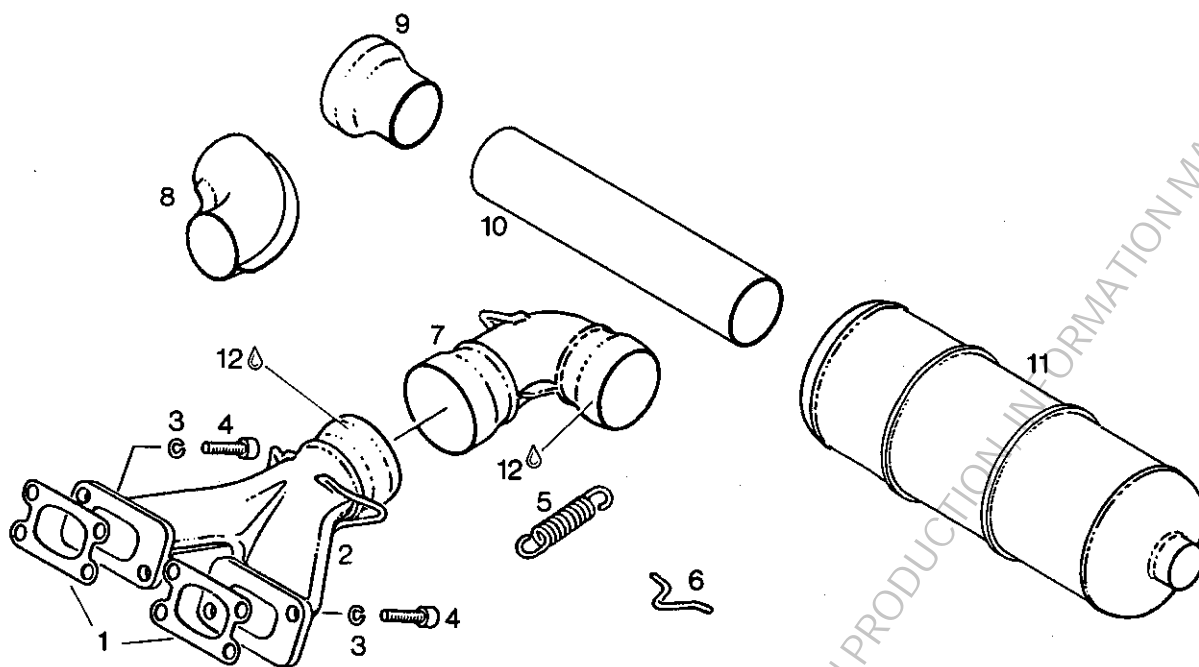
FOR HISTORICAL REFERENCE PURPOSES ONLY - ENGINE NO LONGER IN PRODUCTION, INFORMATION MAY BE OBSOLETE!

AUSPUFFANLAGEN - EINZELTEILE
EXHAUST SYSTEMS - SINGLE PARTS

BILD-NR. ILL. NO.	TEILE-NR. PART NO.	B E Z E I C H N U N G D E S C R I P T I O N	STUECK QTY.
1	850 630	DICHTUNG / GASKET.....	2
2	973 122	AUSPUFFKRUEMMER KPL. EXHAUST MANIFOLD ASSY.,..... O H N E EINHAENGEDESEN W I T H O U T HOOKS	1
2	N 973 124	AUSPUFFKRUEMMER KPL. EXHAUST MANIFOLD ASSY.,..... M I T EINHAENGEDESEN W I T H HOOKS	1
3	945 752	FEDERRING DIN 128-A8-FST / LOCK WASHER A8	6
4	840 991	ZYL.SCHRAUBE M8X30 DIN 912 ALLEN SCREW M8X30..... ANZUGSDREHMOMENT 22 NM TIGHTENING TORQUE 22 NM (195 IN.LB.)	6
5	973 175	RUMPF TOPF WG KPL. GESCHW. 80MM MUFFLER ASSY., 80 MM.....	1
6	853 355	EINHAENGOESE / HOOK.....	16
7	938 790	ZUGFEDER / RETURN SPRING..... FUER EINHAENGEDESEN-ABSTAND 75 MM FOR HOOK DISTANCE 75 MM (2,95 IN.)	8
8	973 180	VERBINDUNGSBOGEN KPL. CONNECTING ELBOW ASSY.,..... O H N E EINHAENGEDESEN W I T H O U T HOOKS	1
8	N 973 182	VERBINDUNGSBOGEN KPL. CONNECTING ELBOW ASSY.,..... M I T EINHAENGEDESEN W I T H HOOKS	1
9	973 546	EINSTROEMBOGEN KPL. / INLET CONE ASSY.,... FUER AUSFUEHRUNG 1 X 90 G R A D , M I T 3 EINHAENGEDESEN FOR CONFIGURATION 1 X 90 D E G R E E S , W I T H 3 HOOKS	1
10	973 544	EINSTROEMBOGEN KPL. / INLET CONE ASSY.,... FUER AUSFUEHRUNG S I D E M O U N T , O H N E EINHAENGEDESEN FOR CONFIGURATION S I D E M O U N T , W I T H O U T HOOKS	1
11	879 920	AUSSTROEMBOGEN KPL. / OUTLET ELBOW ASSY.,	1

BILD-NR. ILL. NO.	TEILE-NR. PART NO.	B E Z E I C H N U N G D E S C R I P T I O N	STUECK QTY.
12	978 640	AUSSTROEMROHR / OUTLET TUBE..... FUER NACHDAEMPFER GEKLEMT FOR AFTER MUFFLER SYSTEM CLAMPED	1
13	878 660	KUGELSTUTZEN / BALL JOINT..... FUER AUSPUFFKRUEMMER FOR EXHAUST MANIFOLD	1
14	878 666	KUGELPFANNE / BALL JOINT..... FUER EINSTROEMBOGEN FOR INLET CONE	1
15	297 431	LOCTITE ANTI-SEIZE 76710 LOCTITE ANTI-SEIZE 76710 10 GR.,..... 10 GR., ZUR VERHINDERUNG VON PASSUNGSROST TO PREVENT METAL GALLING	N BED AS REQ.

FOR HISTORICAL REFERENCE PURPOSES ONLY - ENGINE NO LONGER IN PRODUCTION, INFORMATION MAY BE OUTDATED!



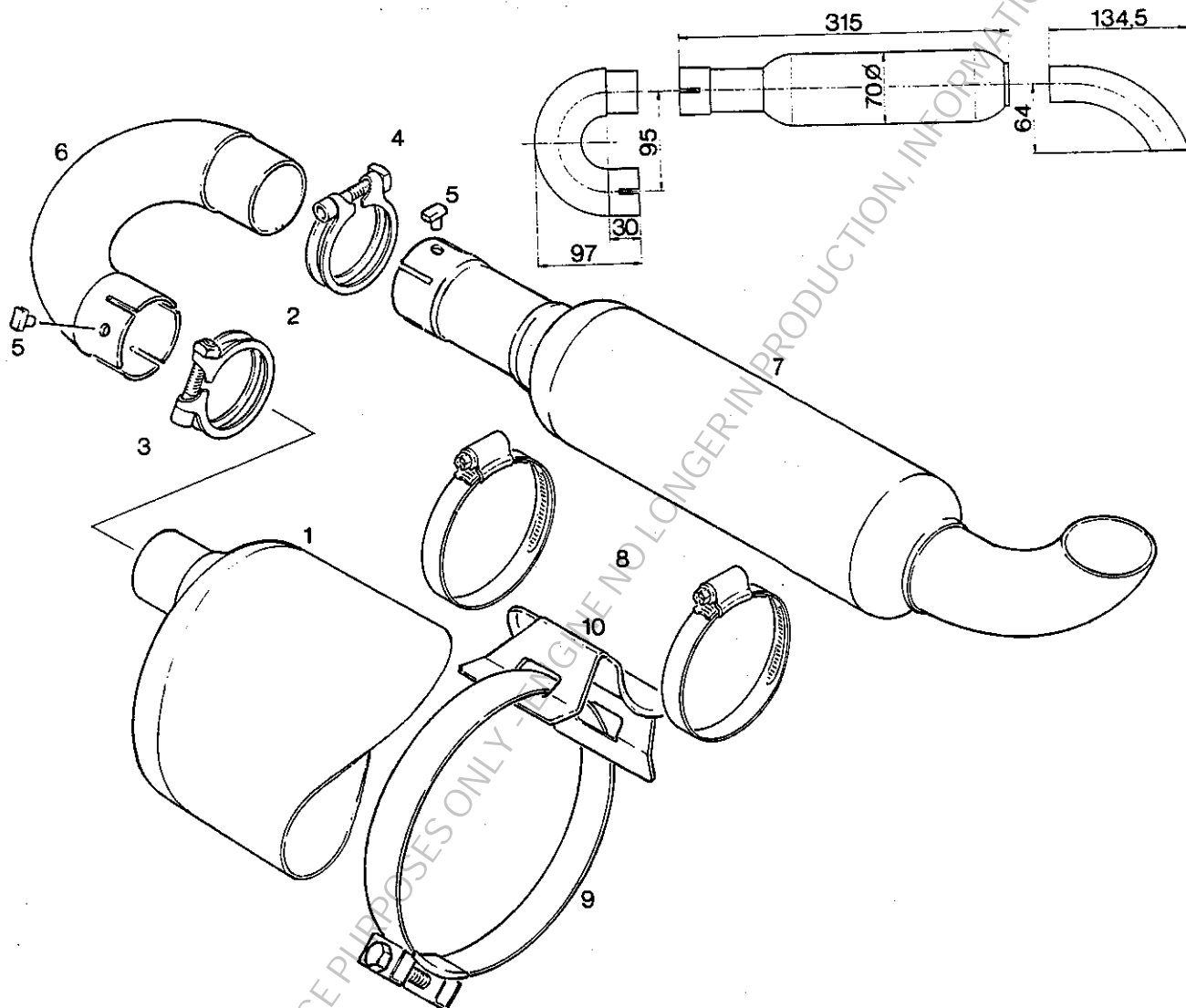
Anmerkung / Attention:

- a) Die mittlere Rohrlänge muß eingehalten werden!
The medium tube length has to be maintained
- b) bei gebogenen Rohren ist auf die mittlere Rohrlänge zu achten!
When using bent tubes, the medium length has to be respected!

AUSPUFFANLAGE
EXHAUST SYSTEM

FUER MOTOR TYPE 582/40 UND 582/32
FOR ENGINE TYPE 582/40 AND 582/32

BILD-NR. ILL. NO.	TEILE-NR. PART NO.	B E Z E I C H N U N G D E S C R I P T I O N	STUECK QTY.
1	850 630	DICHTUNG / GASKET.....	2
2	973 122	AUSPUFFKRUEMMER KPL. EXHAUST MANIFOLD ASSY.,..... O H N E EINHAENGEDESEN W I T H O U T HOOKS	1
3	945 752	FEDERRING DIN 128-A8-FST / LOCK WASHER A8	6
4	840 991	ZYL.SCHRAUBE M8X30 DIN 912 ALLEN SCREW M8X30..... ANZUGSDREHMOMENT 22 NM TIGHTENING TORQUE 22 NM (195 IN.LB.)	6
5	938 790	ZUGFEDER / RETURN SPRING..... FUER EINHAENGEDESEN-ABSTAND 75 MM FOR HOOK DISTANCE 75 MM (2,95 INCH)	8
6	853 355	EINHAENGOESE / HOOK.....	16
7	973 180	VERBINDUNGSBOGEN KPL. CONNECTING ELBOW ASSY.,..... O H N E EINHAENGEDESEN W I T H O U T HOOKS	1
7	N 973 182	VERBINDUNGSBOGEN KPL. CONNECTING ELBOW ASSY.,..... M I T EINHAENGEDESEN W I T H HOOKS	1
8	878 677	BOGEN KPL. / BENT TUBE ASSY.,.....	2
9	878 666	KUGELPFANNE / BALL JOINT.....	1
10	973 282	EINSTROEMROHR 500 MM / INLET TUBE 500 MM.	1
11	973 255	RUMPFTOPF WG KPL. GESCHW. 60MM MUFFLER ASSY. 60 MM..... O H N E EINHAENGEDESEN W I T H O U T HOOKS	1
12	297 431	LOCTITE ANTI-SEIZE 76710 LOCTITE ANTI-SEIZE 76710 10 GR.,..... 10 GR., ZUR VERMEIDUNG VON PASSUNGSROST TO PREVENT METAL GALLING	N BED AS REQ

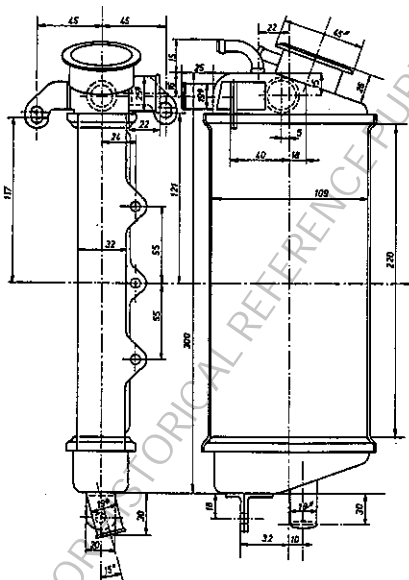
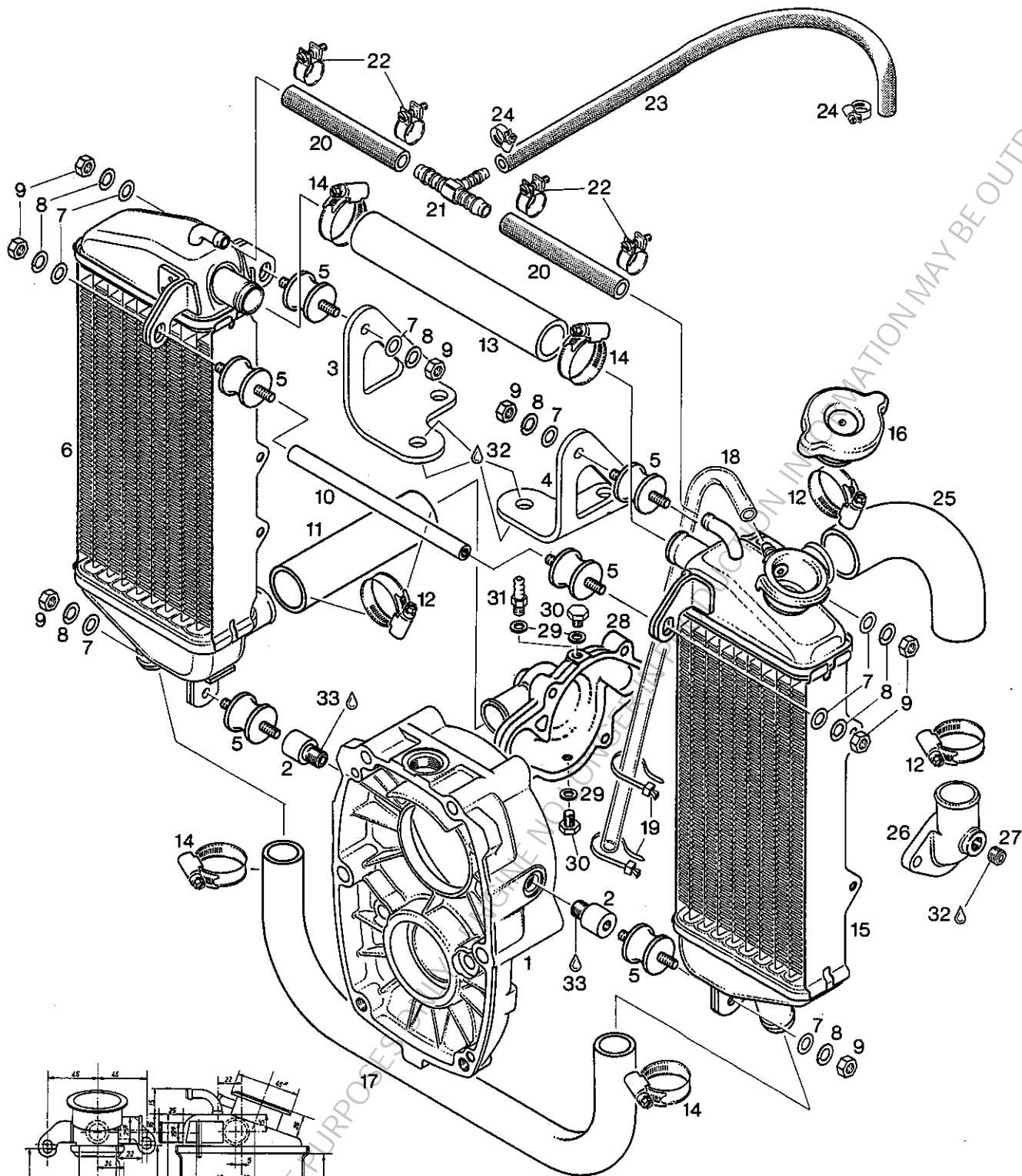


NACHDAEMPFERANLAGE
AFTER-MUFFLER SYSTEM

GEKLEMMTE AUSFUEHRUNG
CLAMPED CONFIGURATION

BILD-NR. ILL. NO.	TEILE-NR. PART NO.	B E Z E I C H N U N G D E S C R I P T I O N	STUECK QTY.
1		• AUSPUFFTOPF KPL. MUFFLER ASSY.	1
2	953 251	KLEMMSCHELLE 42 / CLAMP 42.....	2
3	241 811	ZYL.SCHRAUBE M6X35 DIN 912 ALLEN SCREW M6X35.....	2
4	942 991	VIERKANTMUTTER M6 DIN 557 / SQUARE NUT M6	2
5	929 920	SICHERUNGSBOLZEN / SECURITY BOLT.....	2
6	878 407	ZWISCHENKRUEMMER KPL. / ELBOW ASSY.,.....	1
7	878 967	NACHDAEMPFER KPL. / AFTER-MUFFLER ASSY...	1
8	851 130	SCHNECKENGWINDESCHELLE 60-80 CLAMP 60-80.....	2
9	851 140	SCHLAUCHSCHELLE 140 / HOSE CLAMP 140.....	1
10	851 150	NACHDAEMPFERHALTER / MUFFLER HOLDER.....	1

FOR HISTORICAL REFERENCE PURPOSES ONLY - ENGINE NUMBER IN PRODUCTION INFORMATION MAY BE OUTDATED!



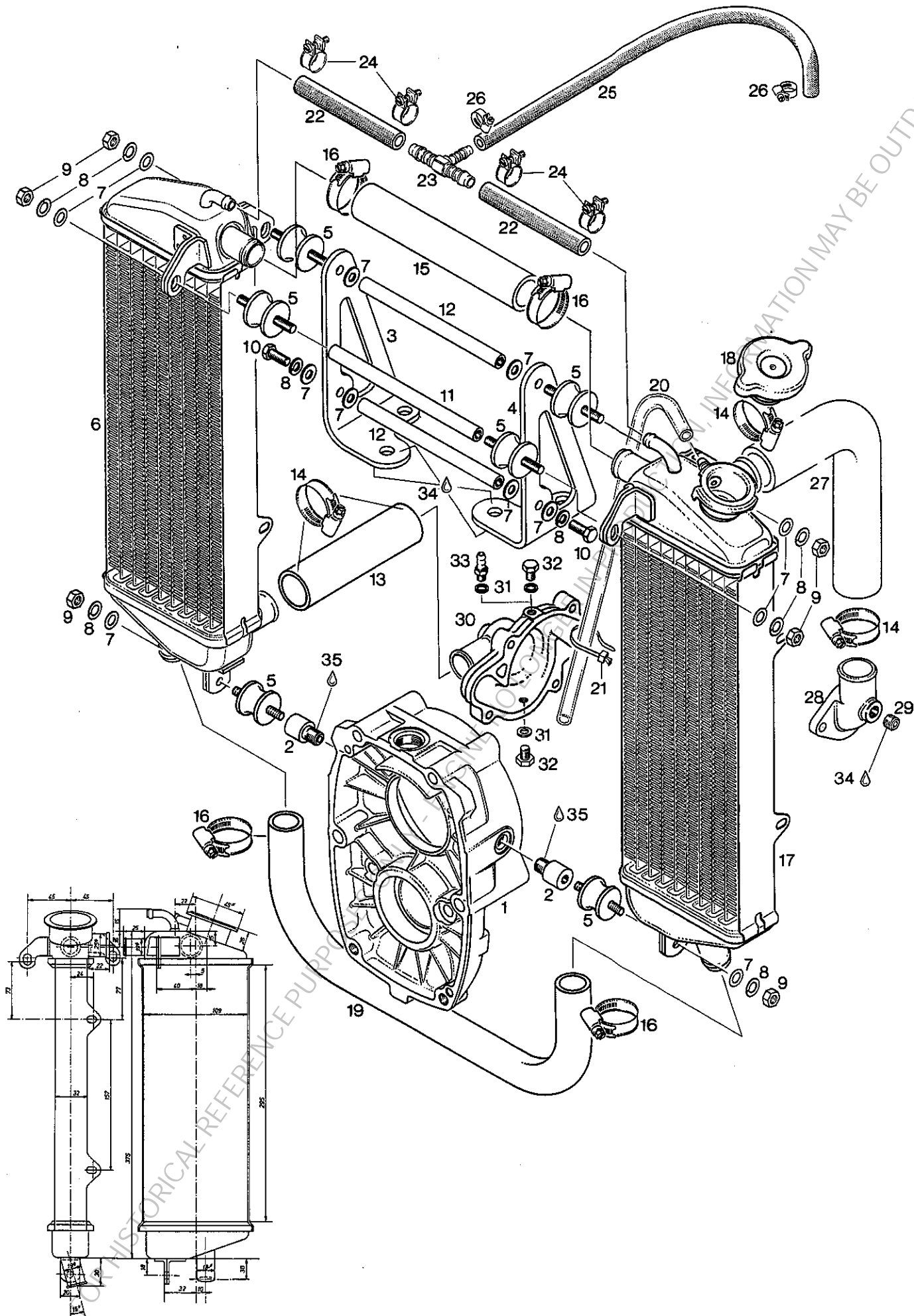
2-TEILIGES KUEHLERSET (KUEHLFLAECHE 2X2,4 DM2)
 2-PIECE RADIATOR SET (COOLING SURFACE 2X37,2 IN2)

BILD-NR. ILL. NO.	TEILE-NR. PART NO.	B E Z E I C H N U N G D E S C R I P T I O N	STUECK QTY.
1	810 107	GETRIEBEGEHAUSE / GEAR HOUSING..... GETRIEBEAUSFUEHRUNG "B" GEARBOX CONFIGURATION "B"	1
1	810 011	GETRIEBEGEHAUSE GEAR BOX HOUSING..... GETRIEBEAUSFUEHRUNG "C" GEARBOX CONFIGURATION "C"	N BED AS REQ
1	N 810 350	GETRIEBEGEHAUSE / GEARBOX HOUSING..... GETRIEBEAUSFUEHRUNG "E" GEARBOX CONFIGURATION "E"	1
2	847 760	GEWINDEADAPTER M6/M10 THREADED SPACER M6/M10..... FUER GETRIEBEAUSFUEHRUNG "B" AB MOTOR NR. 3.916.823 FOR GEARBOX CONFIGURATION "B" VALID FROM ENGINE SERIAL NO. 3.916.823	2
2	847 730	DISTANZHUELSE 6,5/18/9 / SPACER 6,5/18/9.. FUER GETRIEBEAUSFUEHRUNG "B" BIS MOTOR NR. 3.916.822 FOR GEARBOX CONFIGURATION "B" UP TO ENGINE SERIAL NO. 3.916.822	2
3 - 25	881 430	KUEHLERSATZ / RADIATOR SET.....	1
3	851 120	KUEHLERTRAEGER RECHTS RADIATOR BRACKET RIGHT.....	1
4	851 125	KUEHLERTRAEGER LINKS RADIATOR BRACKET LEFT.....	1
5	260 657	RUNDPUFFER 25X20XM6 RUBBER BUFFER 25X20XM6.....	6
6	995 912	KUEHLER OHNE EINFUELLSTUTZEN RADIATOR WITHOUT FILLER CAP..... KUEHLFLAECHE 2,4 DM2 COOLING SURFACE 2,4 DM2 (37,2 IN2)	1
7	244 211	SCHEIBE 6,4 DIN 134 / WASHER 6,4.....	8
8	945 751	FEDERRING DIN 128-A6-FST / LOCK WASHER A6	8
9	242 211	SK-MUTTER M6 DIN 934 / HEX.NUT M6.....	8
10	847 600	DISTANZBOLZEN / DISTANCE TUBE.....	1

BILD-NR. ILL. NO.	TEILE-NR. PART NO.	B E Z E I C H N U N G D E S C R I P T I O N	STUECK QTY.
11	922 114	VERBINDUNGSSCHLAUCH 110 MM CONNECTING HOSE 110 MM.....	1
12	951 880	SCHNECKENGWINDESCHELLE 20-32 CLAMP 20-32.....	4
13	922 124	VERBINDUNGSSCHLAUCH 150 MM CONNECTING HOSE 150 MM.....	1
14	951 870	SCHNECKENGWINDESCHELLE 16-25 CLAMP 16-25.....	4
15	995 917	KUEHLER MIT EINFUELLSTUTZEN RADIATOR WITH FILLER CAP..... KUEHLFLAECHE 2,4 DM2 COOLING SURFACE 2,4 DM2 (37,2 IN2)	1
16	922 075	KUEHLERVERSCHLUSS MIT DICHTUNG RADIATOR CAP WITH GASKET 0,9 BAR.....	1
17	922 190	KUEHLWASSERKRUEMMER / WATER TUBE.....	1
18	974 542	KRAFTSTOFFSCHLAUCH 250 MM FUEL TUBE 250 MM.....	1
19	866 710	KABELBINDER 142X2,5 MM / CLAMP 20 MM.....	2
20	956 262	KUEHLWASSERSCHLAUCH 95 MM RADIATOR HOSE 95 MM.....	2
21	974 839	T-REDUZIERSTUTZEN REDUCTION T-PEACE 8-6-8.....	1
22	951 240	SCHLAUCHSCHELLE 12 / CLAMP 12.....	4
23	860 303	NIEDERDRUCKSCHLAUCH 335 MM LOW PRESSURE HOSE 335 MM.....	1
24	951 890	SCHNECKENGWINDESCHELLE 7-11 / CLAMP 7-11	2
25	922 113	SCHLAUCHBOGEN / BENT HOSE.....	1
26	922 060	ABLAUFKRUEMMER / BENT OUTLET SOCKET.....	1
27	240 480	VERSCHLUSSSCHRAUBE 1/8-27NPT PLUG SCREW 1/8-27NPT.....	1
28	N 222 388	WASSERPUMPENGEHAEUSE / WATER PUMP HOUSING	1
29	830 890	DICHTRING 6,2/8,9/1 GASKET RING 6,2/8,9/1.....	2
30	841 580	SK-SCHRAUBE M6X8 DIN 933 HEX. SCREW M6X8.....	2

BILD-NR. ILL. NO.	TEILE-NR. PART NO.	B E Z E I C H N U N G D E S C R I P T I O N	STUECK QTY.
31	940 557	SCHLAUCHTUELLE M6 / HOSE NIPPLE M6..... FUER ENTLUEFTUNG BEI EINBAUWEISE DES MOTORS MIT ZUENDKERZEN NACH UNTEN FOR EVACUATION OF AIR, AT INSTALLATION OF ENGINE WITH SPARK PLUGS DOWN	1
32	297 386	SILASTIC 732 RTV SILASTIC 732 RTV, 100 GR.,..... 100 GR.	N BED AS REQ
33	899 785	SCHRAUBENSICHERUNG NIEDRIGFEST LOCTITE 221 VIOLET 10 CC.,..... LOCTITE 221 VIOLETT, 10 CCM LOW STRENGTH BOND	N BED AS REQ

FOR HISTORICAL REFERENCE PURPOSES ONLY - ENGINE NO LONGER IN PRODUCTION, INFORMATION MAY BE OUTDATED!



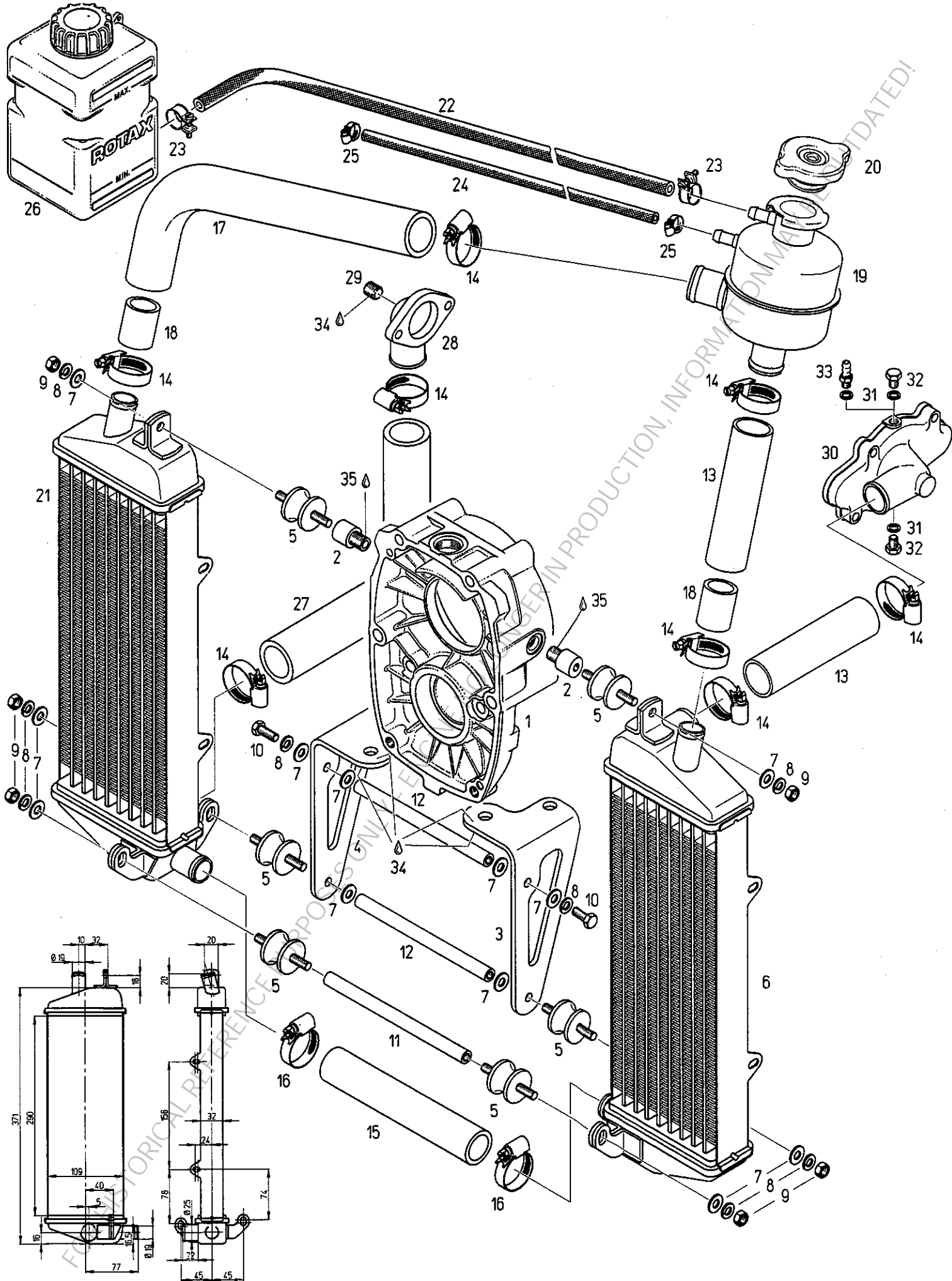
2-TEILIGES KUEHLERSET (KUEHLFLAECHE 2X3,2 DM2)
2-PIECE RADIATOR SET (COOLING SURFACE 2X49,6 IN2)

BILD-NR. ILL. NO.	TEILE-NR. PART NO.	B E Z E I C H N U N G D E S C R I P T I O N	STUECK QTY.
1	810 107	GETRIEBEGEHAEUSE / GEAR HOUSING..... GETRIEBEAUSFUEHRUNG "B" GEARBOX CONFIGURATION "B"	1
1	810 011	GETRIEBEGEHAEUSE GEAR BOX HOUSING..... GETRIEBEAUSFUEHRUNG "C" GEARBOX CONFIGURATION "C"	N BED AS REQ
1	N 810 350	GETRIEBEGEHAEUSE / GEARBOX HOUSING..... GETRIEBEAUSFUEHRUNG "E" GEARBOX CONFIGURATION "E"	1
2	847 760	GEWINDEADAPTER M6/M10 THREADED SPACER M6/M10..... FUEER GETRIEBEAUSFUEHRUNG "B" AB MOTOR NR. 3.916.823 FOR GEARBOX CONFIGURATION "B" VALID FROM ENGINE SERIAL NO. 3.916.823	2
2	847 730	DISTANZHUELSE 6,5/18/9 / SPACER 6,5/18/9. FUEER GETRIEBEAUSFUEHRUNG "B" BIS MOTOR NR. 3.916.822 FOR GEARBOX CONFIGURATION "B" UP TO ENGINE SERIAL NO. 3.916.822	2
3 - 26 N	881 433	KUEHLERSATZ / RADIATOR SET.....	1
3	851 122	KUEHLERTRAEGER RECHTS RADIATOR BRACKET RIGHT.....	1
4	851 127	KUEHLERTRAEGER LINKS RADIATOR BRACKET LEFT.....	1
5	260 657	RUNDPUFFER 25X20XM6 RUBBER BUFFER 25X20XM6.....	6
6	995 914	KUEHLER OHNE EINFUELLSTUTZEN RADIATOR WITHOUT FILLER CAP..... KUEHLFLAECHE 3,2DM2 COOLING SURFACE 3,2DM2 (49,6 IN2)	1
7	244 211	SCHEIBE 6,4 DIN 134 / WASHER 6,4.....	12
8	945 751	FEDERRING DIN 128-A6-FST / LOCK WASHER A6	8
9	242 211	SK-MUTTER M6 DIN 934 / HEX.NUT M6.....	6
10	N 241 186	SK-SCHRAUBE M6X16 DIN 933 HEX.SCREW M6X16.....	2

BILD-NR. ILL. NO.	TEILE-NR. PART NO.	B E Z E I C H N U N G D E S C R I P T I O N	STUECK QTY.
11	847 600	DISTANZBOLZEN / DISTANCE TUBE.....	1
12	847 605	DISTANZROHR / DISTANCE TUBE.....	2
13	922 114	VERBINDUNGSSCHLAUCH 110 MM CONNECTING HOSE 110 MM.....	1
14	951 880	SCHNECKENGWINDESCHELLE 20-32 CLAMP 20-32.....	4
15	922 124	VERBINDUNGSSCHLAUCH 150 MM CONNECTING HOSE 150 MM.....	1
16	951 870	SCHNECKENGWINDESCHELLE 16-25 CLAMP 16-25.....	4
17	995 919	KUEHLER MIT EINFUELLSTUTZEN RADIATOR WITH FILLER CAP..... KUEHLFLAECHE 3,2 DM2 COOLING SURFACE 3,2 DM2 (49,6 IN2)	1
18	922 075	KUEHLERVERSCHLUSS MIT DICHTUNG RADIATOR CAP WITH GASKET 0,9 BAR.....	1
19	922 190	KUEHLWASSERKRUEMMER / WATER TUBE.....	1
20	974 542	KRAFTSTOFFSCHLAUCH 250 MM FUEL TUBE 250 MM.....	1
21	866 710	KABELBINDER 142X2,5 MM / CLAMP 20 MM.....	1
22	956 262	KUEHLWASSERSCHLAUCH 95 MM RADIATOR HOSE 95 MM.....	2
23	974 839	T-REDUZIERSTUTZEN REDUCTION T-PEACE 8-6-8.....	1
24	951 240	SCHLAUCHSCHELLE 12 / CLAMP 12.....	4
25	860 304	NIEDERDRUCKSCHLAUCH 365 MM LOW PRESSURE HOSE 365 MM.....	1
26	951 890	SCHNECKENGWINDESCHELLE 7-11 / CLAMP 7-11	2
27	922 381	FORMSCHLAUCH 25/90 GRAD BENT HOSE 25/90 DEGR.....	1
28	922 060	ABLAUFKRUEMMER / BENT OUTLET SOCKET.....	1
29	240 480	VERSCHLUSSSCHRAUBE 1/8-27NPT PLUG SCREW 1/8-27NPT.....	1
30	N 222 388	WASSERPUMPENGEHAEUSE / WATER PUMP HOUSING	1
31	830 890	DICHTRING 6,2/8,9/1 GASKET RING 6,2/8,9/1.....	2

BILD-NR. ILL. NO.	TEILE-NR. PART NO.	B E Z E I C H N U N G D E S C R I P T I O N	STUECK QTY.
32	841 580	SK-SCHRAUBE M6X8 DIN 933 HEX. SCREW M6X8.....	2
33	940 557	SCHLAUCHTUELLE M6 / HOSE NIPPLE M6..... FUER ENTLUEFTUNG BEI EINBAUWEISE DES MOTORS MIT ZUENDKERZEN NACH UNTEN FOR EVACUATION OF AIR, AT INSTALLATION OF ENGINE WITH SPARK PLUGS DOWN	1
34	297 386	SILASTIC 732 RTV SILASTIC 732 RTV, 100 GR..... 100 GR.	N BED AS REQ
35	899 785	SCHRAUBENSICHERUNG NIEDRIGFEST LOCTITE 221 VIOLET 10 CC..... LOCTITE 221 VIOLETT, 10 CCM LOW STRENGTH BOND	N BED AS REQ

FOR HISTORICAL REFERENCE PURPOSES ONLY - ENGINE NO LONGER IN PRODUCTION INFORMATION MAY BE OUTDATED!



2-TEILIGES KUEHLERSET (KUEHLFLAECHE 2X3,2 DM2)
 HAENGENDE MOTOREINBAULAGE (ZUENDKERZEN NACH UNTEN)
 2-PIECE RADIATOR SET (COOLING SURFACE 2X49,6 IN2)
 INVERTED INSTALLATION (SPARK PLUG DOWN)

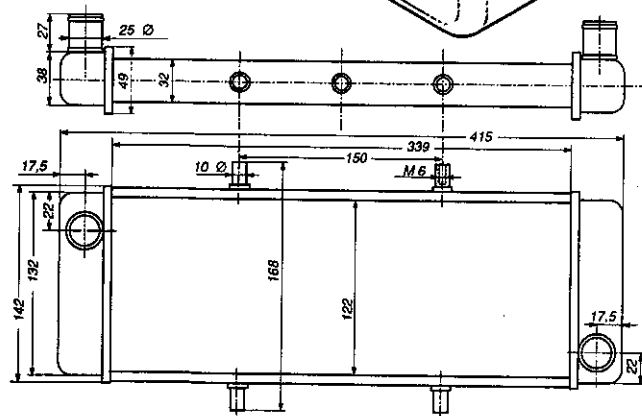
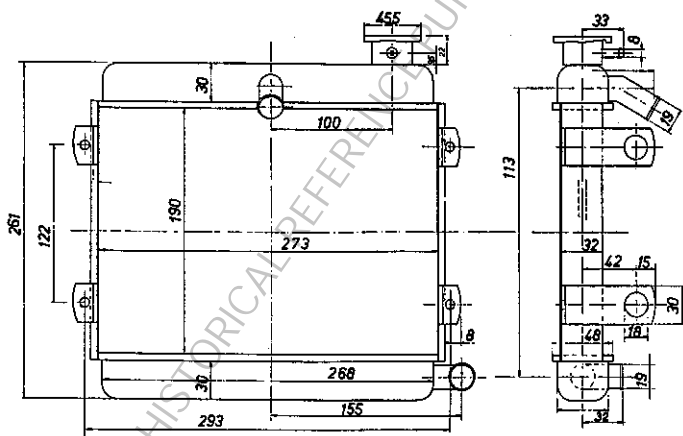
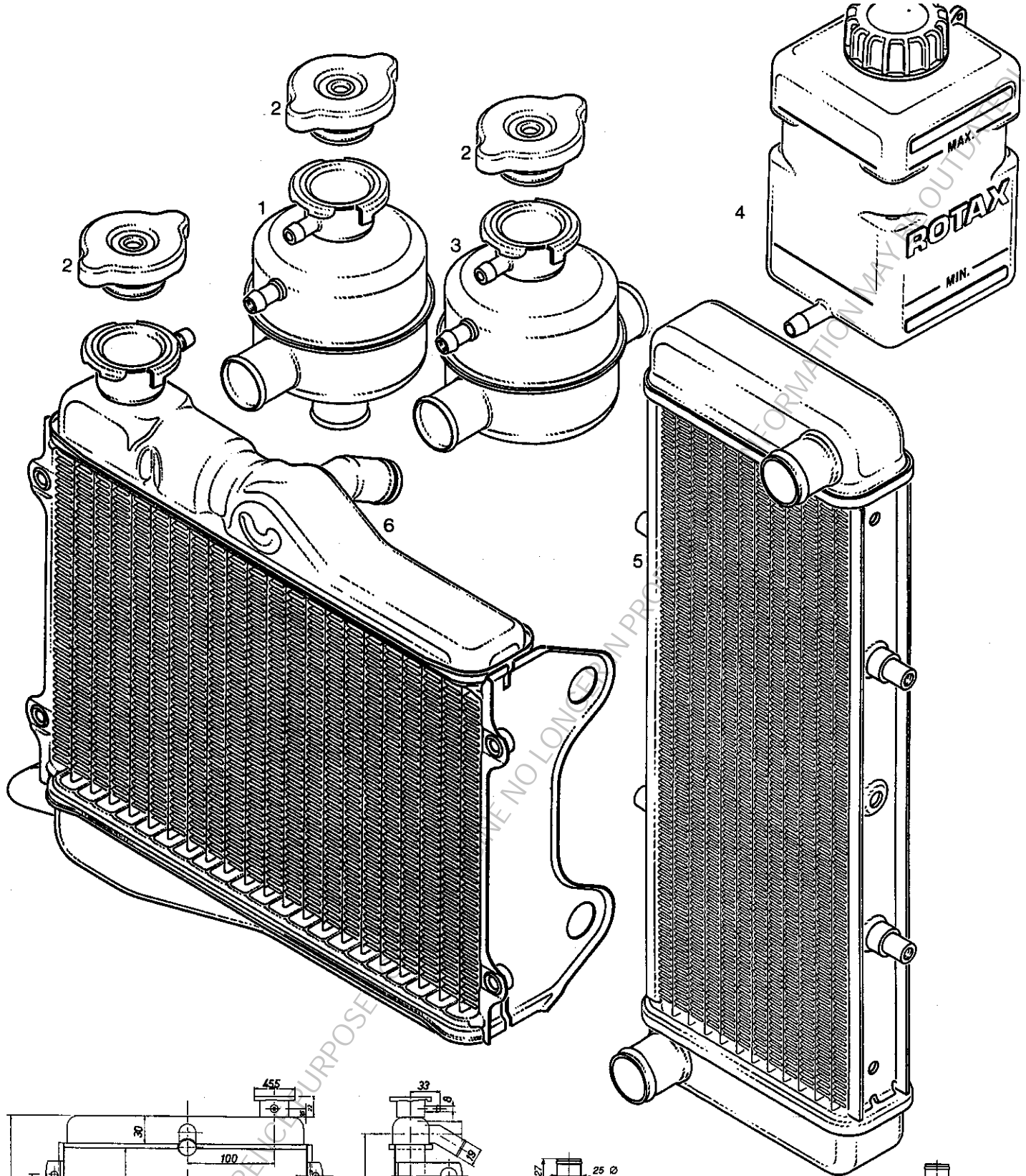
BILD-NR. ILL. NO.	TEILE-NR. PART NO.	B E Z E I C H N U N G D E S C R I P T I O N	STUECK QTY.
1	810 107	GETRIEBEGEHAUESE / GEAR HOUSING..... GETRIEBEAUSFUEHRUNG "B" GEARBOX CONFIGURATION "B"	1
1	810 011	GETRIEBEGEHAUESE GEAR BOX HOUSING..... GETRIEBEAUSFUEHRUNG "C" GEARBOX CONFIGURATION "C"	N BED AS REQ.
1	810 350	GETRIEBEGEHAUESE / GEARBOX HOUSING..... GETRIEBEAUSFUEHRUNG "E" GEARBOX CONFIGURATION "E"	1
2	847 760	GEWINDEADAPTER M6/M10 THREADED SPACER M6/M10..... FUER GETRIEBEAUSFUEHRUNG "B" AB MOTOR NR. 3.916.823 FOR GEARBOX CONFIGURATION "B" VALID FROM ENGINE SERIAL NO. 3.916.823	2
2	847 730	DISTANZHUELSE 6,5/18/9 / SPACER 6,5/18/9. FUER GETRIEBEAUSFUEHRUNG "B" BIS MOTOR NR. 3.916.822 FOR GEARBOX CONFIGURATION "B" UP TO ENGINE SERIAL NO. 3.916.822	2
3 - 26	881 436	KUEHLERSATZ / RADIATOR SET.....	1
3	851 122	KUEHLERTRAEGER RECHTS RADIATOR BRACKET RIGHT.....	1
4	851 127	KUEHLERTRAEGER LINKS RADIATOR BRACKET LEFT.....	1
5	260 657	RUNDPUFFER 25X20XM6 RUBBER BUFFER 25X20XM6.....	6
6	995 913	KUEHLER OHNE EINFUELLSTUTZEN RADIATOR WITHOUT FILLER CAP..... KUEHLFLAECHE 3,2DM2 COOLING SURFACE 3,2DM2 (49,6 IN2)	1
7	244 211	SCHEIBE 6,4 DIN 134 / WASHER 6,4.....	12
8	945 751	FEDERRING DIN 128-A6-FST / LOCK WASHER A6	8
9	242 211	SK-MUTTER M6 DIN 934 / HEX.NUT M6.....	6

BILD-NR. ILL. NO.	TEILE-NR. PART NO.	B E Z E I C H N U N G D E S C R I P T I O N	STUECK QTY.
10	241 186	SK-SCHRAUBE M6X16 DIN 933 HEX.SCREW M6X16.....	2
11	847 600	DISTANZBOLZEN / DISTANCE TUBE.....	1
12	847 605	DISTANZROHR / DISTANCE TUBE.....	2
13	922 114	VERBINDUNGSSCHLAUCH 110 MM CONNECTING HOSE 110 MM.....	2
14	951 880	SCHNECKENGWINDESCHELLE 20-32 CLAMP 20-32.....	8
15	922 124	VERBINDUNGSSCHLAUCH 150 MM CONNECTING HOSE 150 MM.....	1
16	951 870	SCHNECKENGWINDESCHELLE 16-25 CLAMP 16-25.....	2
17	922 111	SCHLAUCHBOGEN / BEND HOSE.....	1
18	922 121	ADAPTERSCHLAUCH 30 MM ADAPTER HOSE 30 MM.....	2
19	922 310	AUSGLEICHSGEFAESS KPL. 90 GR. EXPANSION TANK 90 DEGR.,.....	1
20	922 075	KUEHLERVERSCHLUSS MIT DICHTUNG RADIATOR CAP WITH GASKET 0,9 BAR.....	1
21	995 918	KUEHLER M. EINFUELLST. VERSCHW RADIATOR WITHOUT FILLER CAP.....	1
22	956 263	KUEHLWASSERSCHLAUCH 1000 MM RADIATOR HOSE 1000 MM.....	1
23	951 240	SCHLAUCHSCHELLE 12 / CLAMP 12.....	2
24	860 305	NIEDERDRUCKSCHLAUCH 280 MM LOW PRESSURE HOSE 280 MM.....	1
25	951 890	SCHNECKENGWINDESCHELLE 7-11 / CLAMP 7-11	2
26	922 325	UEBERLAUFGEFAESS M. VERSCHLUSS OVERFLOW-BOTTLE WITH CAP.....	1
27	922 381	FORMSCHLAUCH 25/90 GRAD BENT HOSE 25/90 DEGR.....	1
28	922 060	ABLAUFKRUEMMER / BENT OUTLET SOCKET.....	1
29	240 480	VERSCHLUSSSCHRAUBE 1/8-27NPT PLUG SCREW 1/8-27NPT.....	2
30	222 388	WASSERPUMPENGEHAEUSE / WATER PUMP HOUSING	1

BILD-NR. ILL. NO.	TEILE-NR. PART NO.	B E Z E I C H N U N G D E S C R I P T I O N	STUECK QTY.
31	830 890	DICHTRING 6,2/8,9/1 GASKET RING 6,2/8,9/1.....	2
32	841 580	SK-SCHRAUBE M6X8 DIN 933 HEX. SCREW M6X8.....	2
33	940 557	SCHLAUCHTUELLE M6 / HOSE NIPPLE M6..... FUER ENTLUEFTUNG BEI EINBAUWEISE DES MOTORS MIT ZUENDKERZEN NACH UNTEN FOR EVACUATION OF AIR, AT INSTALLATION OF ENGINE WITH SPARK PLUGS DOWN	1
34	297 386	SILASTIC 732 RTV SILASTIC 732 RTV, 100 GR.,..... 100 GR.	N BED AS REQ
35	899 785	SCHRAUBENSICHERUNG NIEDRIGFEST LOCTITE 221 VIOLET 10 CC.,..... LOCTITE 221 VIOLETT, 10 CCM LOW STRENGTH BOND	N BED AS REQ

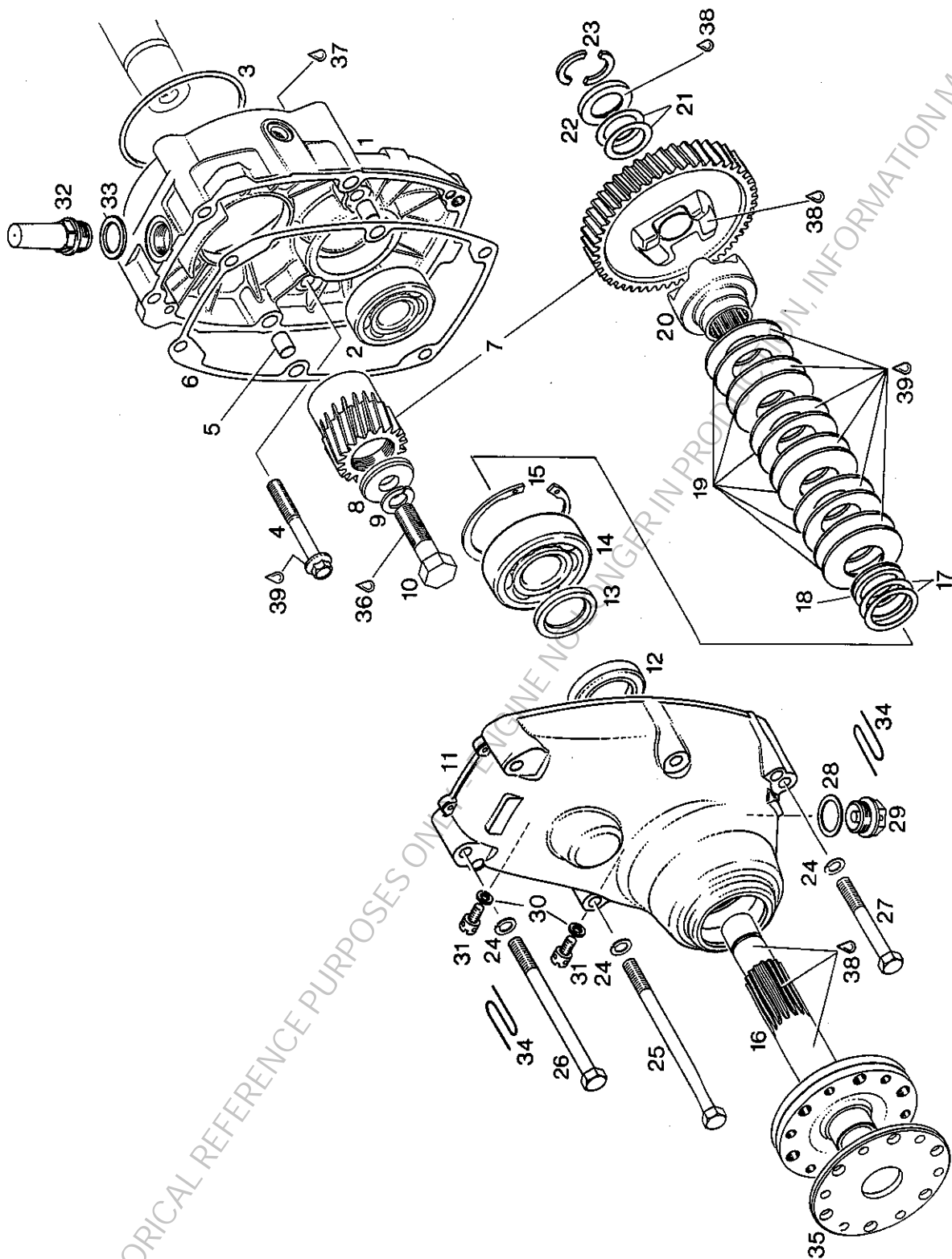
FOR HISTORICAL REFERENCE PURPOSES ONLY - ENGINE NO LONGER IN PRODUCTION

INFORMATION MAY BE OUTDATED!



1-TEILIGER KUEHLER, UEBERLAUF- UND
AUSGLEICHSGEFAESS
1-PIECE RADIATOR , OVERFLOW BOTTLE
AND EXPANSION TANK

BILD-NR. ILL. NO.	TEILE-NR. PART NO.	B E Z E I C H N U N G D E S C R I P T I O N	STUECK QTY.
1 - 2	922 312	AUSGLEICHSGEFAESS KPL. 90 GR. EXPANSION TANK ASSY. 90 DEGR.....	1
1	922 310	AUSGLEICHSGEFAESS KPL. 90 GR. EXPANSION TANK 90 DEGR.,.....	1
2 - 3	922 317	AUSGLEICHSGEFAESS KPL. 180 GR. EXPANSION TANK ASSY. 180 DEGR.,.....	1
2	922 075	KUEHLERVERSCHLUSS MIT DICHTUNG RADIATOR CAP WITH GASKET 0,9 BAR.....	1
3	922 315	AUSGLEICHSGEFAESS KPL. 180 GR. EXPANSION TANK 180 DEGR.,.....	1
4	N 922 325	UEBERLAUFGEFAESS M. VERSCHLUSS OVERFLOW-BOTTLE WITH CAP.....	1
5	995 697	KUEHLER / RADIATOR..... KUEHLERFLAECHE 4,1 DM2 COOLING SURFACE 4,1 DM2 (63,6 IN2)	1
6	995 695	KUEHLER / RADIATOR..... KUEHLFLAECHE 5,2 DM2 COOLING SURFACE 5,2 DM2 (80,6 IN2)	1



FOR HISTORICAL REFERENCE PURPOSES ONLY. ENGINEERING INFORMATION IN PRODUCT, INFORMATION MAY BE OUTDATED!

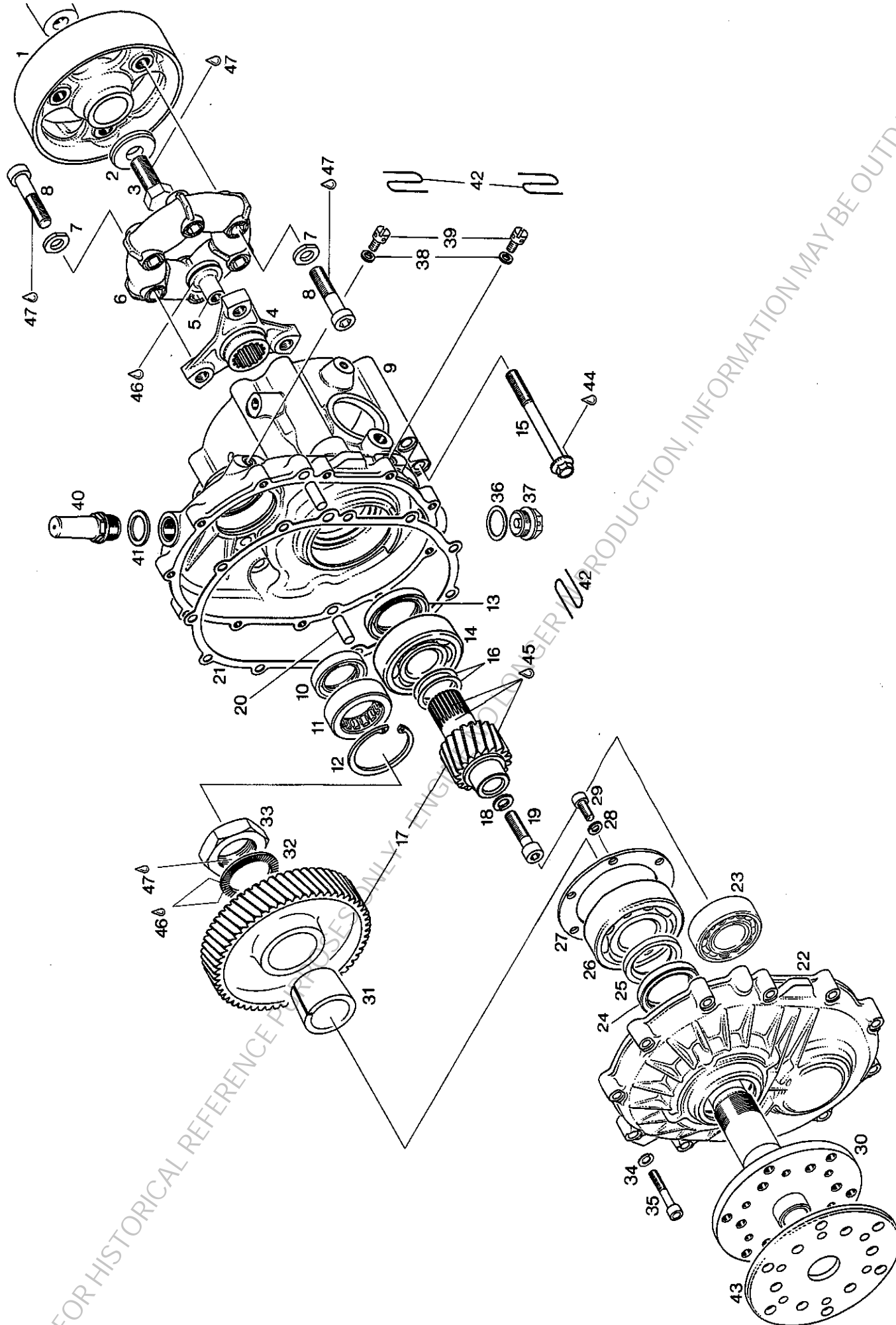
UNTERSETZUNGSGETRIEBE "B"
I=2,00, I=2,24 ODER I=2,58
REDUCTION GEARBOX "B" I=2,00, I=2,24 OR I=2,58

BILD-NR. ILL. NO.	TEILE-NR. PART NO.	B E Z E I C H N U N G D E S C R I P T I O N	STUECK QTY.
1	810 107	GETRIEBEGEHAUESE / GEAR HOUSING..... AUCH GEEIGNET FUER 2-TEILIGEN KUEHLER ALSO SUITABLE FOR 2-PIECE RADIATOR	1
2	932 091	RK-LAGER 6304 C3 BALL BEARING 6304 C3, 20-52-15.....	1
3	850 430	O-RING DIN 3771-75X2,5-N / O-RING 75-2,5.	1
4	841 306	SK-BUNDSCHRAUBE M8X65 SW 11 COLLAR-HEX. SCREW M8X65 SW 11..... ANZUGSDREHMOMENT 24 NM TIGHTENING TORQUE 24 NM (210 IN.LB.)	2
5	929 670	PASSHUELSE 10X13 / DOWEL 10X13.....	2
6	N 930 536	DICHTUNG / GASKET.....	1
7	886 200	ZAHNRADSATZ I 2,58 / GEAR SET 2,58..... ANTRIEBSRAD 19 Z UND KLAUENRAD 49 Z NUR GEMEINSAM AUSTAUSCHEN EXCHANGE DRIVE GEAR 19 T AND DOG GEAR 49 T ONLY TOGETHER	1
7	886 202	ZAHNRADSATZ I 2,24 / GEAR SET 2,24..... ANTRIEBSRAD 21 Z UND KLAUENRAD 47 Z NUR GEMEINSAM AUSTAUSCHEN EXCHANGE DRIVE GEAR 21 T AND DOG GEAR 47 T ONLY TOGETHER	1
7	886 204	ZAHNRADSATZ I 2,0 / GEAR SET 2,00..... ANTRIEBSRAD 20 Z UND KLAUENRAD 40 Z NUR GEMEINSAM AUSTAUSCHEN EXCHANGE DRIVE GEAR 20 T AND DOG GEAR 40 T ONLY TOGETHER	1
8	827 785	SCHEIBE 13/34/5 / WASHER 13/34/5.....	1
9	945 766	HOCHSPANNRING VHV 13 DIN 6905A LOCK WASHER VHV 13.....	1
10	841 656	SK-SCHRAUBE 1/2-20UNFX50 HEX. SCREW 1/2-20UNFX50..... ANZUGSDREHMOMENT 60 NM TIGHTENING TORQUE 60 NM (530 IN.LB.)	1
11	910 372	GETRIEBEDECKEL / GEAR COVER.....	1
12	850 055	WD-RING AS 30X47X7/7,5 SI OIL SEAL 30X47X7/7,5.....	1

BILD-NR. ILL. NO.	TEILE-NR. PART NO.	B E Z E I C H N U N G D E S C R I P T I O N	STUECK QTY.
13	827 850	RADIUSSCHEIBE 26/36/4,5 DISTANCE RING 26/36/4,5.....	1
14	932 820	RK-LAGER 6305 C3 BALL BEARING 6305 C3 / 25-62-17.....	1
15	445 070	SICHERUNGSRING 62X2 DIN 472 RETAINING RING 62X2.....	1
16	N 837 029	PROPELLERWELLE / PROPELLER SHAFT.....	1
17	944 470	AUSGLEICHSCHEIBE 25,5/34/0,2 SHIM 25,5/34/0,2.....	N BED AS REQ
17	944 471	AUSGLEICHSCHEIBE 25,5/34/0,3 SHIM 25,5/34/0,3.....	N BED AS REQ
17	944 472	AUSGLEICHSCHEIBE 25,5/34/0,5 SHIM 25,5/34/0,5.....	N BED AS REQ
17	944 473	AUSGLEICHSCHEIBE 25,5/34/1 SHIM 25,5/34/1.....	N BED AS REQ
17	944 474	AUSGLEICHSCHEIBE 25,5/34/0,1 SHIM 25,5/34/0,1.....	N BED AS REQ
18	847 620	DISTANZRING 25,2/33/4,5 DISTANCE RING 25,2/33/4,5.....	1
19	939 020	TELLERFEDER B50 DIN 2093 DISK SPRING B50.....	12
20	958 770	KLAUENNABE / DOG HUB.....	1
21	944 469	ANLAUFSCHIEBE 20,5/30/0,8 THRUST WASHER 20,5/30/0,8.....	2
22	827 840	WINKELRING / ANGULAR RING.....	1
23	827 860	RINGHAELFTE / RING HALF.....	2
24	945 752	FEDERRING DIN 128-A8-FST / LOCK WASHER A8	6
25	941 350	SK-SCHRAUBE M8X125 / HEX. SCREW M8X125... ANZUGSDREHMOMENT 24 NM TIGHTENING TORQUE 24 NM (210 IN.LB.)	2
26	941 171	SK-SCHRAUBE M8X110 DIN 931 HEX. SCREW M8X110..... ANZUGSDREHMOMENT 24 NM TIGHTENING TORQUE 24 NM (210 IN.LB.)	2
27	841 301	SK-SCHRAUBE M8X65 DIN 931 HEX. SCREW M8X65..... ANZUGSDREHMOMENT 24 NM TIGHTENING TORQUE 24 NM (210 IN.LB.)	2

BILD-NR. ILL. NO.	TEILE-NR. PART NO.	B E Z E I C H N U N G D E S C R I P T I O N	STUECK QTY.
28	552 280	DICHTRING 18,2/24/1 GASKET RING 18,2/24/1.....	1
29	840 270	MAGNETSCHRAUBE M18X1,5 MAGNETIC PLUG M18X1,5.....	1
30	830 890	DICHTRING 6,2/8,9/1 GASKET RING 6,2/8,9/1.....	2
31	841 781	KREUZLOCHSCHRAUBE M6X10 CAPSTAN SCREW M6X10.....	2
32	941 110	ENTLUEFTERSCHRAUBE M18X1,5 AIR VENT SCREW M18X1,5.....	1
33	931 200	DICHTRING 18,2/22/2 GASKET RING 18,2/22/2.....	1
34	 SICHERUNGSDRAHT WIRE-LOCK	3
35	827 830	DECKSCHEIBE / COVER WASHER.....	1
36	899 785	SCHRAUBENSICHERUNG NIEDRIGFEST LOCTITE 221 VIOLET 10 CC.,..... LOCTITE 221 VIOLETT, 10 CCM LOW STRENGTH BOND	N BED AS REQ
37	899 788	LOCTITE 648 GRUEN LOCTITE 648 GREEN, 5 GR.,..... SCHRAUBENSICHERUNG HOCHFEST, 5 GR. HIGH STRENGTH BOND	N BED AS REQ
38	297 431	LOCTITE ANTI-SEIZE 76710 LOCTITE ANTI-SEIZE 76710 10 GR.,..... 10 GR., ZUR VERHINDERUNG VON PASSUNGSROST TO PREVENT METAL GALLING	N BED AS REQ
39	 BP-ENERGREASE LS3 BP-ENERGREASE LS3	N BED AS REQ

FOR HISTORICAL REFERENCE PURPOSES
ORIGINAL DOCUMENTATION, INFORMATION MAY BE OUTDATED!



UNTERSETZUNGSGETRIEBE "C" I=2,62, I=3,0,
I=3,47 ODER I=4,0
REDUCTION GEAR "C" I=2,62, I=3,0, I=3,47 OR I=4,0

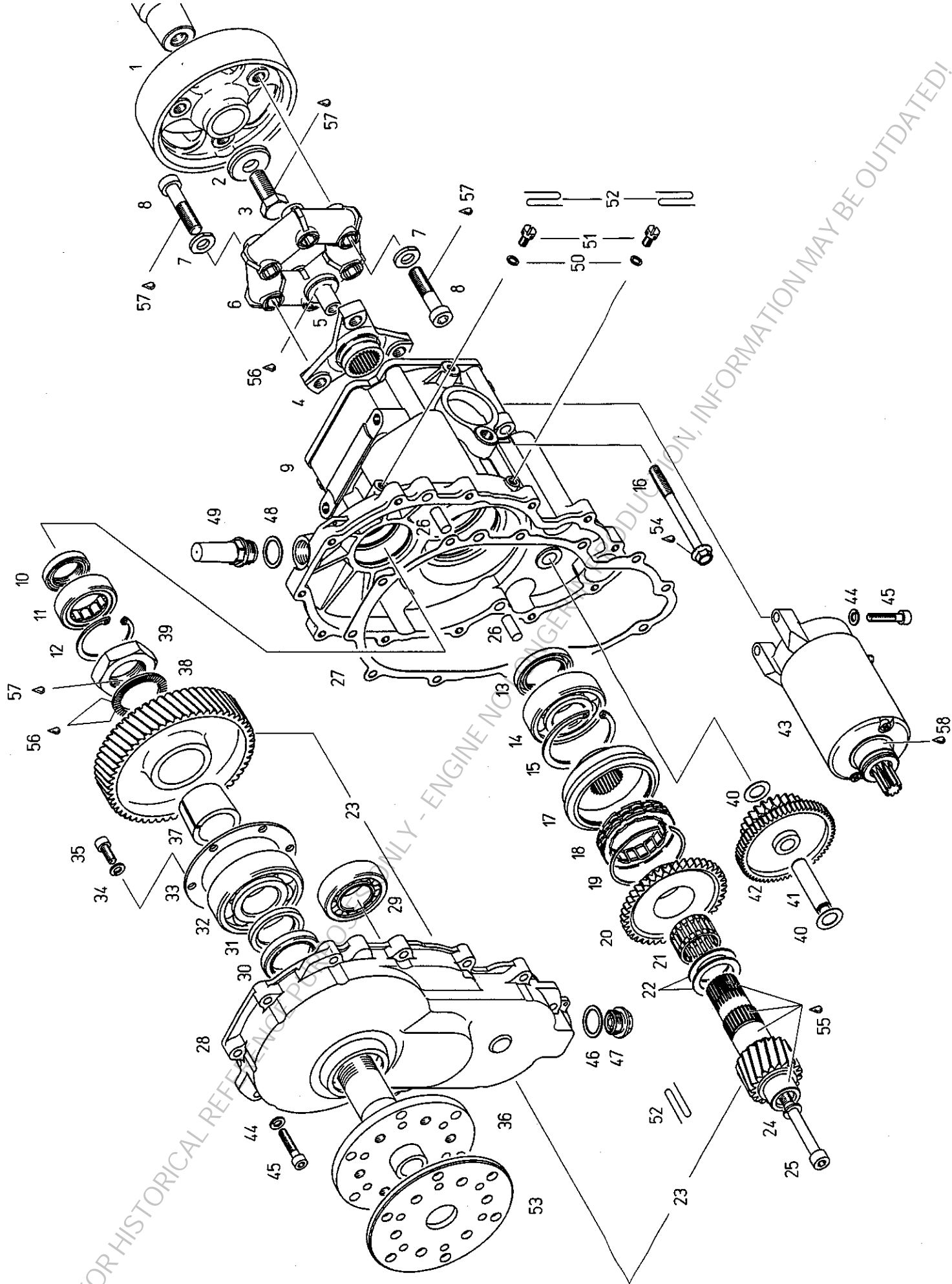
BILD-NR. ILL. NO.	TEILE-NR. PART NO.	B E Z E I C H N U N G D E S C R I P T I O N	STUECK QTY.
1	958 980	SCHWUNGRAD / FLY WHEEL.....	1
2	827 785	SCHEIBE 13/34/5 / WASHER 13/34/5.....	1
3	841 651	SK-SCHRAUBE 1/2-20UNFX30 HEX. SCREW 1/2-20UNFX30..... ANZUGSDREHMOMENT 60 NM TIGHTENING TORQUE 60 NM (530 IN.LB.)	1
4	958 970	KUPPLUNGSFLANSCH / COUPLING FLANGE.....	1
5	842 660	PILZMUTTER M8 / NUT M8.....	1
6	N 958 961	KUPPLUNGSELEMENT / RUBBER COUPLING.....	1
7	944 120	ZWEIKANTSCHIEBE / WASHER.....	6
8	841 820	ZYL.SCHRAUBE M10X45 DIN 6912 ALLEN SCREW M10X45..... ANZUGSDREHMOMENT 40 NM TIGHTENING TORQUE 40 NM (350 IN.LB.)	6
9	N 810 011	GETRIEBEGEHAUSE / GEAR BOX HOUSING.....	1
10	930 675	WD-RING AS 25X38X7 NBR / OIL SEAL 25X38X7	1
11	232 285	ZR-LAGER RNU 204 E TVP2 ROLLER BEARING 26,5-47-14..... 26,5-47-14	1
12	945 690	SICHERUNGSRING 47X1,75 DIN 472 RETAINING RING 47X1,75.....	1
13	N 950 085	WD-RING A 32X47X7 NBR OIL SEAL A 32X47X7 NBR.....	1
14	932 820	RK-LAGER 6305 C3 BALL BEARING 6305 C3 / 25-62-17.....	1
15	440 366	SK-BUNDSCHRAUBE M8X90 SW 11 COLLAR HEX. SCREW M8X90 SW 11..... ANZUGSDREHMOMENT 24 NM TIGHTENING TORQUE 24 NM (350 IN.LB.)	8
16	427 021	AUSGLEICHSCHEIBE 26,5/34/0,2 SHIM 26,5/34/0,2.....	N BED AS REQ

BILD-NR. ILL. NO.	TEILE-NR. PART NO.	B E Z E I C H N U N G D E S C R I P T I O N	STUECK QTY.
17	N 886 211	ZAHNRADSATZ I 2,62 / GEAR SET I 2,62..... VORGELEGERAD 55 Z UND RITZELWELLE 21 Z NUR GEMEINSAM AUSTAUSCHEN REPLACE LAYSHAFT GEAR 55 T AND PINION SHAFT 21 T ONLY TOGETHER	1
17	N 886 213	ZAHNRADSATZ I 3,0 / GEAR SET I 3,0..... VORGELEGERAD 57 Z UND RITZELWELLE 19 Z NUR GEMEINSAM AUSTAUSCHEN REPLACE LAYSHAFT GEAR 57 T AND PINION SHAFT 19 T ONLY TOGETHER	1
17	N 886 215	ZAHNRADSATZ I 3,47 / GEAR SET I 3,47..... VORGELEGERAD 59 Z UND RITZELWELLE 17 Z NUR GEMEINSAM AUSTAUSCHEN REPLACE LAYSHAFT GEAR 59 T AND PINION SHAFT 17 T ONLY TOGETHER	1
17	N 886 217	ZAHNRADSATZ I 4,0 / GEAR SET I 4,00..... VORGELEGERAD 60 Z UND RITZELWELLE 15 Z NUR GEMEINSAM AUSTAUSCHEN REPLACE LAYSHAFT GEAR 60 T AND PINION SHAFT 15 T ONLY TOGETHER	1
18	845 310	HOCHSPANNRING VHZ 8 / LOCK WASHER VHZ 8..	1
19	841 590	ZYL.SCHRAUBE M8X35 DIN 912 ALLEN SCREW M8X35..... ANZUGSDREHMOMENT 24 NM TIGHTENING TORQUE 24 NM (210 IN.LB)	1
20	929 940	ZYLINDERSTIFT 8 KLEIN M6X20 / PIN 8X20...	2
21	N 950 211	DICHTUNG / GASKET.....	1
22	N 810 021	GETRIEBEBEDECKEL / GEAR COVER.....	1
23	932 420	RK-LAGER 6205 C3 BALL BEARING 6205 C3, 25-52-15.....	2
24	930 715	WD-RING AS 35X47X7 SI / OIL SEAL 35X47X7.	1
25	944 110	RADIUSSCHEIBE 31/44/4,5 DISTANCE RING 31/44/4,5.....	1
26	932 570	RK-LAGER 6306 C3 BALL BEARING 6306 C3, 30-72-19..... 30-72-19	1
27	N 944 105	HALTESCHEIBE / SHIM.....	1
28	445 330	HOCHSPANNRING VHZ 6 / LOCK WASHER VHZ 6..	4
29	N 241 236	ZYL.SCHRAUBE M6X16 DIN 912 ALLEN SCREW M6X16.....	6

BILD-NR. ILL. NO.	TEILE-NR. PART NO.	B E Z E I C H N U N G D E S C R I P T I O N	STUECK QTY.
30	N 837 182	PROPELLERWELLE / PROPELLER SHAFT.....	1
31	N 847 755	KEGELHUELSE 7,5 SPLITTED CONE SLEEVE 7,5.....	1
32	845 430	SCHNORR-SCHEIBE VS30 FRICTION WASHER VS30.....	1
33	842 575	SK-MUTTER M30X1,5 LH HOEHE 12 HEX. NUT M30X1.5 12MM, LH..... ANZUGSDREHMOMENT 300 NM ACHTUNG: LINKSGEWINDE TIGHTENING TORQUE 300 NM (2650 IN.LB.) ATTENTION: LEFT-HAND THREAD	1
34	945 751	FEDERRING DIN 128-A6-FST / LOCK WASHER A6	11
35	840 880	ZYL.SCHRAUBE M6X30 DIN 912 ALLEN SCREW M6X30..... ANZUGSDREHMOMENT 10 NM TIGHTENING TORQUE 10 NM (90 IN.LB.)	11
36	552 280	DICHTRING 18,2/24/1 GASKET RING 18,2/24/1.....	1
37	840 270	MAGNETSCHRAUBE M18X1,5 MAGNETIC PLUG M18X1,5.....	1
38	830 890	DICHTRING 6,2/8,9/1 GASKET RING 6,2/8,9/1.....	2
39	841 781	KREUZLOCHSCHRAUBE M6X10 CAPSTAN SCREW M6X10.....	2
40	941 110	ENTLUEFTERSCHRAUBE M18X1,5 AIR VENT SCREW M18X1,5.....	1
41	931 200	DICHTRING 18,2/22/2 GASKET RING 18,2/22/2.....	1
42		• SICHERUNGSDRAHT WIRE-LOCK	4
43	944 140	DECKSCHEIBE / COVER WASHER.....	1
44		• BP-ENERGREASE LS3 BP-ENERGREASE LS3	N BED AS REQ
45	297 431	LOCTITE ANTI-SEIZE 76710 LOCTITE ANTI-SEIZE 76710 10 GR.,..... 10 GR., ZUR VERHINDERUNG VON PASSUNGSROST TO PREVENT METAL GALLING	N BED AS REQ

BILD-NR. ILL. NO.	TEILE-NR. PART NO.	B E Z E I C H N U N G D E S C R I P T I O N	STUECK QTY.
46	899 788	LOCTITE 648 GRUEN LOCTITE 648 GREEN, 5 GR., 5 GR., SCHRAUBENSICHERUNG HOCHFEST HIGH STRENGTH BOND	N BED AS REQ
47	899 785	SCHRAUBENSICHERUNG NIEDRIGFEST LOCTITE 221 VIOLET 10 CC., LOCTITE 221 VIOLETT, 10 CCM LOW STRENGTH BOND	N BED AS REQ

FOR HISTORICAL REFERENCE PURPOSES ONLY - ENGINE NO LONGER IN PRODUCTION, INFORMATION MAY BE OUTDATED!



UNTERSETZUNGSGETRIEBE "E" I=2,62, I=3,0,
I=3,47 ODER I=4,0
REDUCTION GEAR "E" I=2,62, I=3,0, I=3,47 OR I=4,0

BILD-NR. ILL. NO.	TEILE-NR. PART NO.	B E Z E I C H N U N G D E S C R I P T I O N	STUECK QTY.
1	958 980	SCHWUNGRAD / FLY WHEEL.....	1
2	827 785	SCHEIBE 13/34/5 / WASHER 13/34/5.....	1
3	841 651	SK-SCHRAUBE 1/2-20UNFX30 HEX. SCREW 1/2-20UNFX30..... TIGHTENING TORQUE 60 NM (530 IN.LB.) ANZUGSDREHMOMENT 60 NM	1
4	958 970	KUPPLUNGSFLANSCH / COUPLING FLANGE.....	1
5	842 660	PILZMUTTER M8 / NUT M8.....	1
6	958 960	KUPPLUNGSELEMENT / RUBBER COUPLING.....	1
7	944 120	ZWEIKANTSCHIEBE / WASHER.....	6
8	841 820	ZYL.SCHRAUBE M10X45 DIN 6912 ALLEN SCREW M10X45..... ANZUGSDREHMOMENT 40 NM TIGHTENING TORQUE 40 NM (350 IN.LB.)	6
9	810 350	GETRIEBEGEHAUSE / GEARBOX HOUSING.....	1
10	930 675	WD-RING AS 25X38X7 NBR / OIL SEAL 25X38X7	1
11	232 285	ZR-LAGER RNU 204 E TVP2 ROLLER BEARING 26,5-47-14..... 26,5-47-14	1
12	945 690	SICHERUNGSRING 47X1,75 DIN 472 RETAINING RING 47X1,75.....	1
13	950 085	WD-RING A 32X47X7 NBR OIL SEAL A 32X47X7 NBR.....	1
14	932 820	RK-LAGER 6305 C3 BALL BEARING 6305 C3 / 25-62-17.....	1
15	445 070	SICHERUNGSRING 62X2 DIN 472 RETAINING RING 62X2.....	1
16	440 366	SK-BUNDSCHRAUBE M8X90 SW 11 COLLAR HEX. SCREW M8X90 SW 11..... ANZUGSDREHMOMENT 24 NM TIGHTENING TORQUE 24 NM (350 IN.LB.)	8
17	852 430	FREILAUFGEHAUSE / SPRAG CLUTCH HOUSING..	1

BILD-NR. ILL. NO.	TEILE-NR. PART NO.	B E Z E I C H N U N G D E S C R I P T I O N	STUECK QTY.
18	259 077	FREILAUF 45,665X62,332X13 SPRAG CLUTCH 45,665X62,332X13.....	1
19	245 620	SPRENGRING 62 / SNAPRING 62.....	1
20	834 280	FREILAUFRAD 42 Z / FREE WHEEL GEAR 42 T..	1
21	832 410	NADELKAEFIG K 28X34X20H NEEDL CAGE K 28X34X20H.....	1
22	427 235	ANLAUFSCHIEBE 28,2/39,5/1,5 THRUST WASHER 28,2/39,5/1,5.....	N. BED AS REQ
23	886 750	ZAHNRADSATZ I 2,62 / GEAR SET I 2,62..... VORGELEGERAD 55 Z UND RITZELWELLE 21 Z NUR GEMEINSAM AUSTAUSCHEN REPLACE LAYSHAFT GEAR 55 T AND PINION SHAFT 21 T ONLY TOGETHER	1
23	886 752	ZAHNRADSATZ I 3,0 / GEAR SET I 3,0..... VORGELEGERAD 57 Z UND RITZELWELLE 19 Z NUR GEMEINSAM AUSTAUSCHEN REPLACE LAYSHAFT GEAR 57 T AND PINION SHAFT 19 T ONLY TOGETHER	1
23	886 754	ZAHNRADSATZ I 3,47 / GEAR SET I 3,47..... VORGELEGERAD 59 Z UND RITZELWELLE 17 Z NUR GEMEINSAM AUSTAUSCHEN REPLACE LAYSHAFT GEAR 59 T AND PINION SHAFT 17 T ONLY TOGETHER	1
23	886 756	ZAHNRADSATZ I 4,0 / GEAR SET I 4,0..... VORGELEGERAD 60 Z UND RITZELWELLE 15 Z NUR GEMEINSAM AUSTAUSCHEN RAPLACE LAYSHAFT GEAR 60 T AND PINION SHAFT 15 T ONLY TOGETHER	1
24	845 310	HOCHSPANNRING VHZ 8 / LOCK WASHER VHZ 8..	1
25	440 210	ZYL.SCHRAUBE M8X80 DIN 912 ALLEN SCREW M8X80 DIN 912..... ANZUGSDREHMOMENT 24 NM TIGHTENING TORQUE 24 NM (210 IN.LB.)	1
26	929 940	ZYLINDERSTIFT 8 KLEIN M6X20 / PIN 8X20...	2
27	950 215	DICHTUNG / GASKET.....	1
28	810 360	GETRIEBEBECKEL / GEAR COVER.....	1
29	232 242	ZR-LAGER NJ 205 E JP1 ZR-BEARING NJ 205 E JP1.....	1
30	930 715	WD-RING AS 35X47X7 SI / OIL SEAL 35X47X7.	1

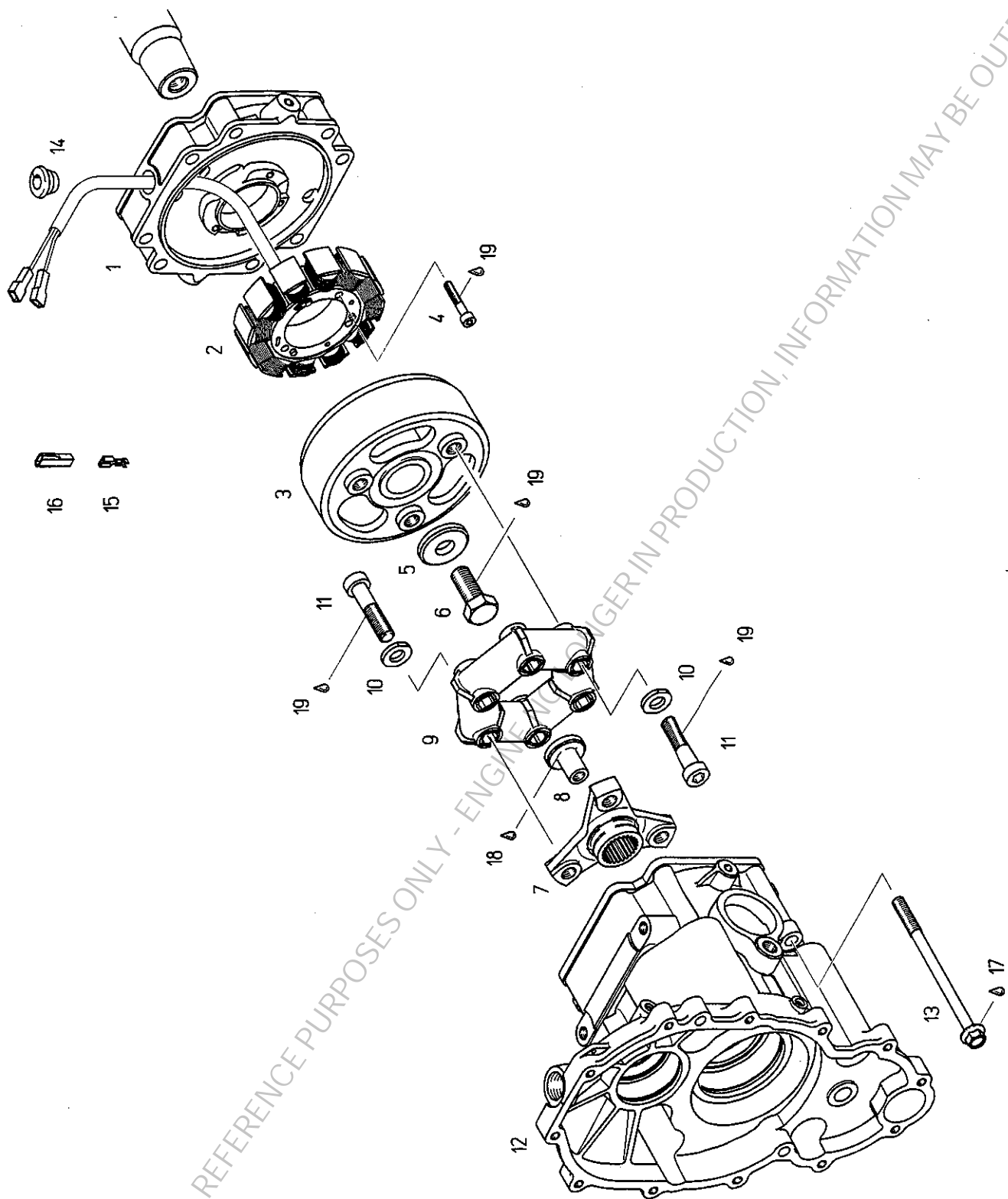
BILD-NR. ILL. NO.	TEILE-NR. PART NO.	B E Z E I C H N U N G D E S C R I P T I O N	STUECK QTY.
----------------------	-----------------------	--	----------------

31	944 110	RADIUSSCHEIBE 31/44/4,5 DISTANCE RING 31/44/4,5.....	1
32	932 570	RK-LAGER 6306 C3 BALL BEARING 6306 C3, 30-72-19..... 30-72-19	1
33	944 105	HALTESCHEIBE / SHIM.....	1
34	445 330	HOCHSPANNRING VHZ 6 / LOCK WASHER VHZ 6..	6
35	241 236	ZYL.SCHRAUBE M6X16 DIN 912 ALLEN SCREW M6X16.....	6
36	837 182	PROPELLERWELLE / PROPELLER SHAFT.....	1
37	847 755	KEGELHUELSE 7,5 SPLITTED CONE SLEEVE 7,5.....	1
38	845 430	SCHNORR-SCHEIBE VS30 FRICTION WASHER VS30.....	1
39	842 575	SK-MUTTER M30X1,5 LH HOEHE 12 HEX. NUT M30X1,5 12MM, LH..... ANZUGSDREHMOMENT 300 NM ACHTUNG: LINKSGEWINDE TIGHTENING TORQUE 300 NM (2650 IN.LB.) ATTENTION: LEFT-HAND THREAD	1
40	227 450	ANLAUFSCHIEBE 12,5/21,5/0,5 THRUST WASHER 12,5/21,5/0,5.....	2
41	837 300	ZWISCHENRADACHSE / IDLE GEAR SHAFT.....	1
42	834 290	ZWISCHENRAD 62/25 Z / IDLE GEAR 62/25 Z..	1
43	293 153	E-STARTER KPL. / ELECTRIC STARTER ASSY...	1
44	945 751	FEDERRING DIN 128-A6-FST / LOCK WASHER A6	14
45	840 880	ZYL.SCHRAUBE M6X30 DIN 912 ALLEN SCREW M6X30..... ANZUGSDREHMOMENT 10 NM TIGHTENING TORQUE 10 NM (90 IN.LB.)	14
46	552 280	DICHTRING 18,2/24/1 GASKET RING 18,2/24/1.....	1
47	840 270	MAGNETSCHRAUBE M18X1,5 MAGNETIC PLUG M18X1,5.....	1
48	931 200	DICHTRING 18,2/22/2 GASKET RING 18,2/22/2.....	1
49	941 110	ENTLUEFTERSCHRAUBE M18X1,5 AIR VENT SCREW M18X1,5.....	1

BILD-NR. ILL. NO.	TEILE-NR. PART NO.	B E Z E I C H N U N G D E S C R I P T I O N	STUECK QTY.
50	830 890	DICHTRING 6,2/8,9/1 GASKET RING 6,2/8,9/1.....	2
51	841 781	KREUZLOCHSCHRAUBE M6X10 CAPSTAN SCREW M6X10.....	2
52 SICHERUNGSDRAHT WIRE-LOCK	4
53	944 140	DECKSCHEIBE / COVER WASHER.....	1
54 BP-ENERGREASE LS3 BP-ENERGREASE LS3	N BED AS REQ
55	297 431	LOCTITE ANTI-SEIZE 76710 LOCTITE ANTI-SEIZE 76710 10 GR.,..... 10 GR., ZUR VERHINDERUNG VON PASSUNGSROST TO PREVENT METAL GALLING	N BED AS REQ
56	899 788	LOCTITE 648 GRUEN LOCTITE 648 GREEN, 5 GR.,..... 5 GR., SCHRAUBENSICHERUNG HOCHFEST HIGH STRENGTH BOND	N BED AS REQ
57	899 785	SCHRAUBENSICHERUNG NIEDRIGFEST LOCTITE 221 VIOLET 10 CC.,..... LOCTITE 221 VIOLETT, 10 CCM LOW STRENGHT BOND	N BED AS REQ
58	297 386	SILASTIC 732 RTV SILASTIC 732 RTV, 100 GR.,.....	N BED AS REQ

FOR HISTORICAL REFERENCE PURPOSES ONLY

THIS DOCUMENT CONTAINS INFORMATION MAY BE OUTDATED!



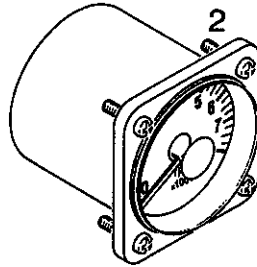
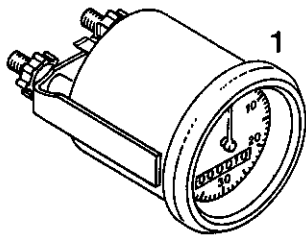
FOR HISTORICAL REFERENCE PURPOSES ONLY - ENGINEERING CHANGES IN PRODUCTION, INFORMATION MAY BE OUTDATED!

LICHTGENERATOR 12V 220W IN VERBINDUNG MIT
IN VERBINDUNG MIT C ODER E-GETRIEBE
GENERATOR 12V 220W
COMBINATION WITH C OR E REDUCTION GEAR

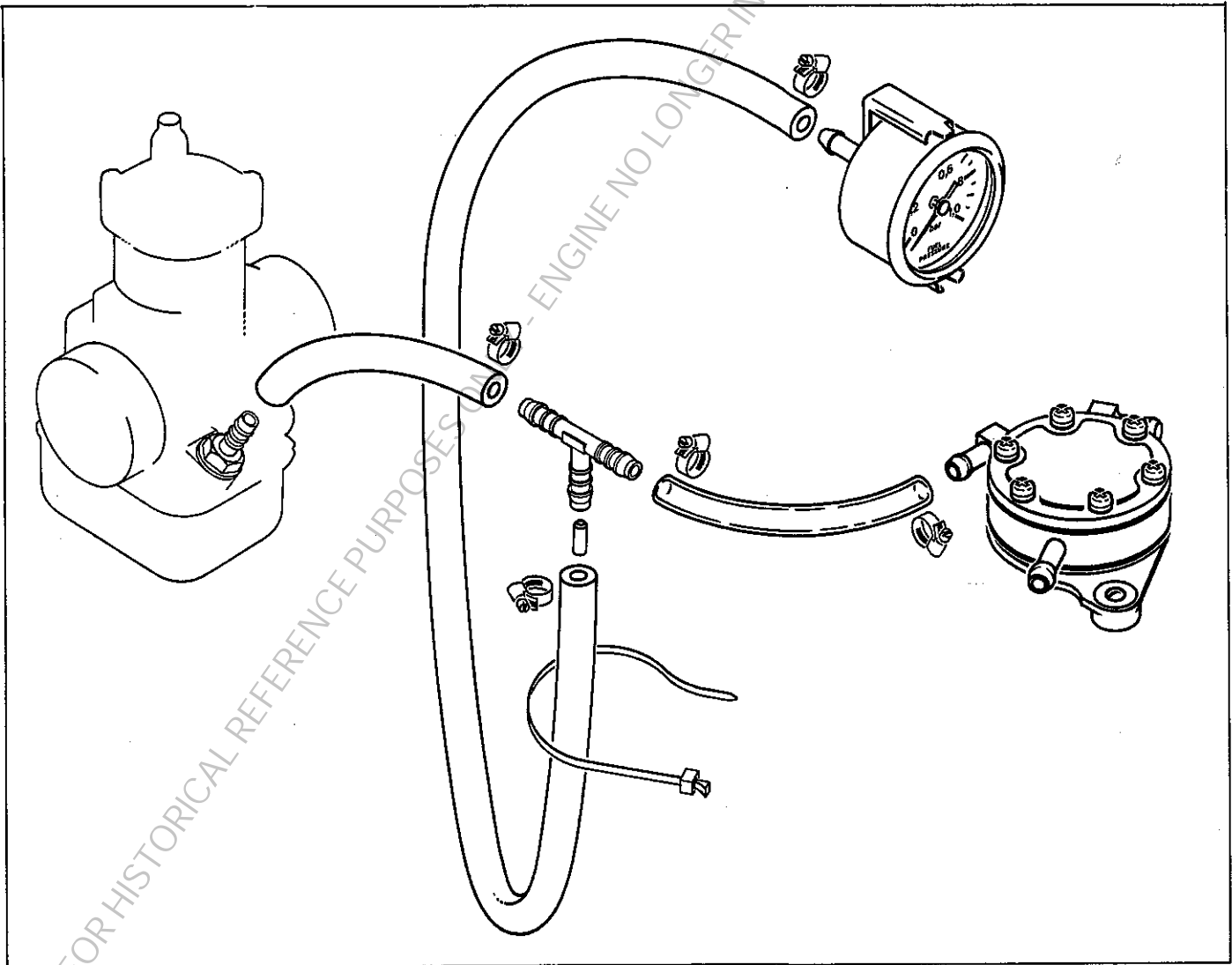
BILD-NR. ILL. NO.	TEILE-NR. PART NO.	B E Z E I C H N U N G D E S C R I P T I O N	STUECK QTY.
1	810 370	ZWISCHENGEHAEUSE / ADAPTER HOUSING.....	1
2 - 3	886 760	GENERATOR 12V 220W / GENERATOR 12V 220W..	1
2	886 780	ANKERSATZ 12V 220W / COIL KIT 12V 220W...	1
3	965 825	MAGNETRAD KPL. 12V 220W MAGNATO FLYWHEEL ASSY. 12V 220W.....	1
4	940 885	ZYL.SCHRAUBE M5X30 DIN 6912 ALLEN SCREW M5X30 DIN 6912..... ANZUGSDREHMOMENT 6 NM TIGHTENING TORQUE 6 NM (55 IN.LB.)	3
5	827 785	SCHEIBE 13/34/5 / WASHER 13/34/5.....	1
6	N 941 056	SK-SCHRAUBE 1/2-20UNFX1 1/2 HEX. SCREW 1/2-20UNFX 1/2..... ANZUGSDREHMOMENT 60 NM TIGHTENING TORQUE 60 NM (530 IN.LB.)	1
7	958 970	KUPPLUNGSFLANSCH / COUPLING FLANGE.....	1
8	842 660	PILZMUTTER M8 / NUT M8.....	1
9	958 960	KUPPLUNGSELEMENT / RUBBER COUPLING.....	1
10	944 120	ZWEIKANTSCHIEBE / WASHER.....	6
11	841 820	ZYL.SCHRAUBE M10X45 DIN 6912 ALLEN SCREW M10X45..... ANZUGSDREHMOMENT 40 NM TIGHTENING TORQUE 40 NM (350 IN.LB.)	6
12	810 011	GETRIEBEGEHAEUSE / GEAR BOX HOUSING..... GETRIEBEAUSFUEHRUNG "C" GEARBOX CONFIGURATION "C"	1
12	810 350	GETRIEBEGEHAEUSE / GEARBOX HOUSING..... GETRIEBEAUSFUEHRUNG "E" GEARBOX CONFIGURATION "E"	1
13	941 651	SK-BUNDSCHRAUBE M8X119 SW 11 HEX. SCREW M8X119 SW 11.....	8
14	960 282	LEITUNGSTUELLE 15,5/9 CABLE GROMMET 15,5/9.....	1

BILD-NR. ILL. NO.	TEILE-NR. PART NO.	B E Z E I C H N U N G D E S C R I P T I O N	STUECK QTY.
16	960 719	ISOLIERHUELSE ISO 25 PE/N CONNECTOR SHEATH.....	1
17		• BP-ENERGREASE LS3 BP-ENERGREASE LS3	N BED AS REQ
18	899 788	LOCTITE 648 GRUEN LOCTITE 648 GREEN, 5 GR.,..... 5 GR., SCHRAUBENSICHERUNG HOCHFEST HIGH STRENGTH BOND	N BED AS REQ
19	899 785	SCHRAUBENSICHERUNG NIEDRIGFEST LOCTITE 221 VIOLET 10 CC.,..... LOCTITE 221 VIOLETT, 10 CCM LOW STRENGTH BOND	N BED AS REQ

FOR HISTORICAL REFERENCE PURPOSES ONLY - ENGINE NO LONGER IN PRODUCTION INFORMATION MAY BE OUTDATED!



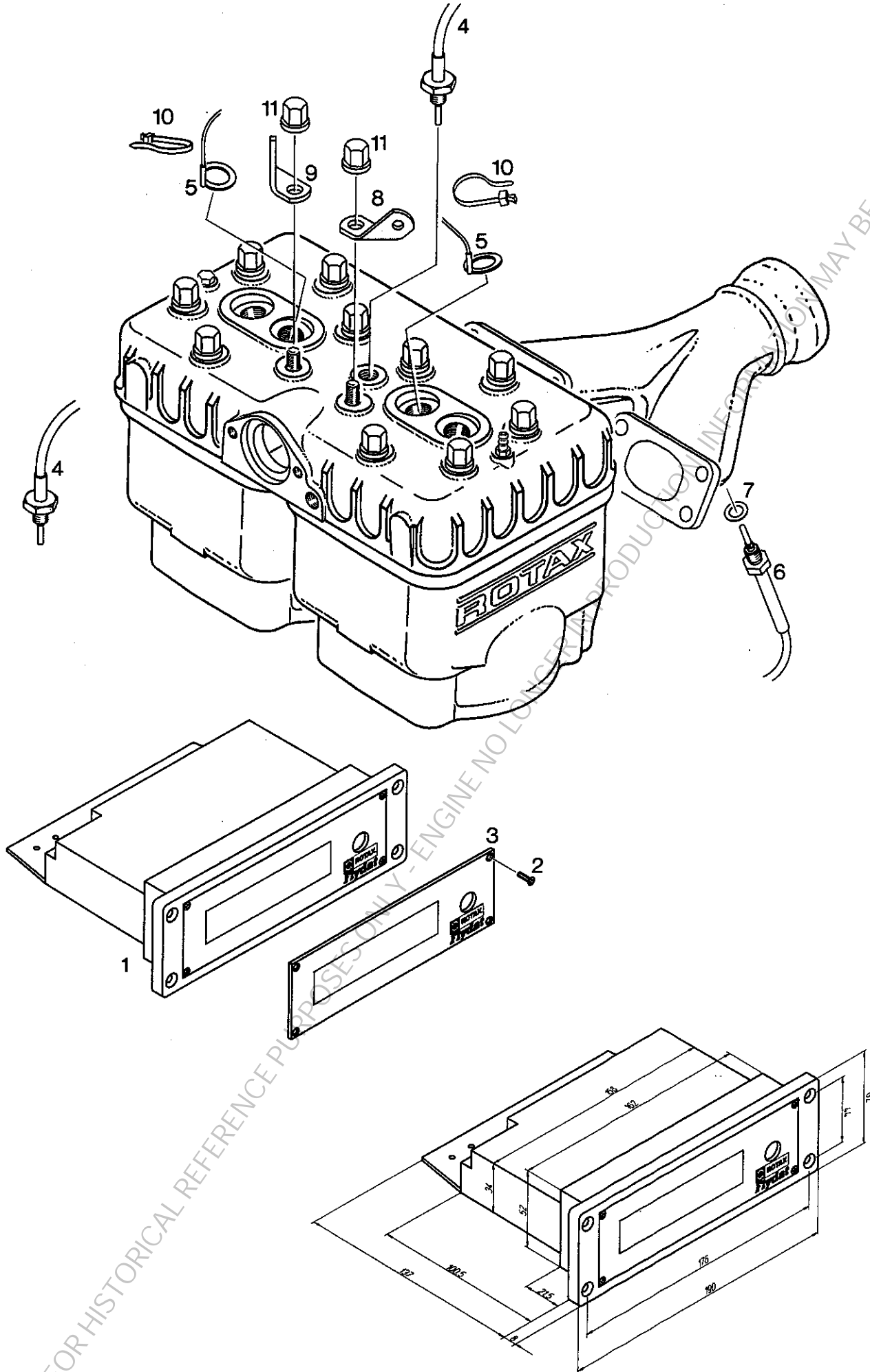
3



ANZEIGEGERAETE
INSTRUMENT

BILD-NR. ILL. NO.	TEILE-NR. PART NO.	B E Z E I C H N U N G D E S C R I P T I O N	STUECK QTY.
1	966 075	BETRIEBSSTUNDENZAehler / HOUR METER.....	1
2	966 074	DREHZAHLMESSER 0-8000 1/MIN REVOLUTION COUNTER 0-8000 R.P.M.....	1
3	N 874 230	BENZINDRUCKPRUEFKIT FUEL PRESSURE TESTER..... OHNE VERGASER UND PUMPE WITHOUT CARBURETOR AND PUMP	1
4	N 874 240	MANOMETER 0,1 - 1 BAR PRESSURE GAUGE 0,1 - 1 BAR.....	1


FOR HISTORICAL REFERENCE PURPOSES ONLY - ENGINE NO LONGER IN PRODUCTION, INFORMATION MAY BE OUTDATED!



BETRIEBSDATENERFASSUNGSGERAET FLY-DAT
FLY-DAT INSTRUMENT

BILD-NR. ILL. NO.	TEILE-NR. PART NO.	B E Z E I C H N U N G D E S C R I P T I O N	STUECK QTY.
1 - 2	886 855	FLYDAT KPL. / FLYDAT ASSY.....	1
2	941 710	SENKSCRAUBE DIN 966-M2,5X10 COUNTER SUNK SCREW M2,5X10.....	4
3 - 11	886 972	SENSORSATZ LC / SENSOR SET LC.....	1
3	860 781	FRONTPLATTE 2T/LC GRAD C FRONGPLATE 2T/LC DEGREES C.....	1
3	860 782	FRONTPLATTE 2T/LC GRAD F FRONTPLATE 2T/LC DEGREES F.....	1
4	966 380	WIDERST.THERMOMETER 1/8-27NPT RESISTANCE SENSOR 1/8-27NPT..... GEBER FUER WASSER- UND LUFTTEMPERATUR SENSOR FOR WATER- AND AIR TEMPERATURE	2
5	966 375	ZUENDKERZEN-THERMOELEMENT SPARK PLUG THERMO COUPLE..... GEBER FUER ZYLINDERKOPFTEMPERATUR SENSOR FOR CYLINDERHEAD TEMPERATURE	2
6	966 370	MANTEL-THERMOELEMENT NICR-NI K THERMO COUPLE NICR-NI K..... GEBER FUER ABGASTEMPORATUR SENSOR FOR EXHAUST GAS TEMPERATURE	2
7	950 141	DICHTRING A 8X13 DIN 7603 GASKET RING A 8X13.....	2
8	851 264	ZUENDTRANSFORMATORWINKEL 3 IGNITION COIL BRACKET 3.....	1
9	851 268	THERMOELEMENTWINKEL / BRACKET.....	1
10	866 710	KABELBINDER 142X2,5 MM / CLAMP 20 MM.....	2
11	842 471	BUNDHUTMUTTER M8 / CAP NUT M8.....	12

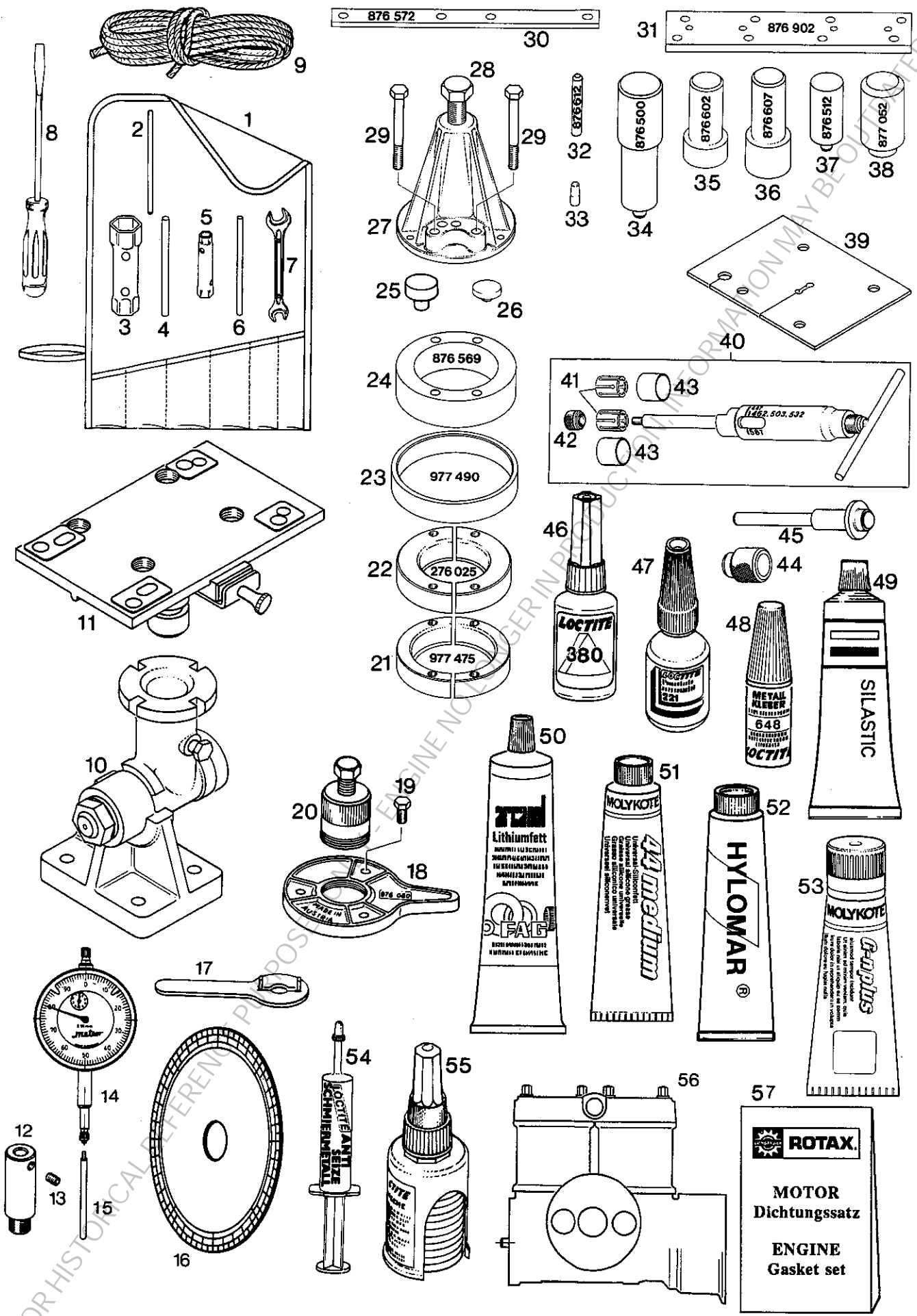
FOR HISTORICAL REFERENCE PURPOSES ONLY. NO WARRANTY IS MADE. INFORMATION MAY BE OUTDATED!



ROTAX - AUFKLEBER
ROTAX - LABEL

BILD-NR. ILL. NO.	TEILE-NR. PART NO.	B E Z E I C H N U N G D E S C R I P T I O N	STUECK QTY.
1	580 120	ROTAX-ABZIEHBILD 65X26 ROTAX-LABEL 65X26.....	1
2	580 122	ROTAX-ABZIEHBILD 130X52 ROTAX-LABEL 130X52.....	1
3	580 124	ROTAX-ABZIEHBILD 250X100 ROTAX-LABEL 250X100.....	1
3	580 126	ROTAX-ABZIEHBILD 800X300 ROTAX-LABEL 800X300..... OHNE ABBILDUNG WITHOUT ILLUSTRATION	1
4	897 190	ROTAX-KLEBESCHILD 8X30 / ROTAX-LABEL 8X30	1
5	999 050	ROTAXSCHILD / ROTAX-LABEL.....	1

FOR HISTORICAL REFERENCE PURPOSES ONLY - ENGINE NO LONGER IN PRODUCTION INFORMATION MAY BE OUTDATED!



FOR HISTORICAL REFERENCE PURPOSES ONLY. NO ENGINE INFORMATION MAY BE REPRODUCED OR TRANSMITTED IN ANY FORM OR BY ANY MEANS, ELECTRONIC OR MECHANICAL, INCLUDING PHOTOCOPYING, RECORDING, OR BY ANY INFORMATION STORAGE AND RETRIEVAL SYSTEM.

BLOCKMOTOR, WERKZEUGE UND DICHTUNGSSATZ
FÜR DEN MOTOR
SHORT BLOCK ENGINE, REPAIR TOOLS AND GASKET SET
FOR THE ENGINE

BILD-NR. ILL. NO.	TEILE-NR. PART NO.	B E Z E I C H N U N G D E S C R I P T I O N	STUECK QTY.
1 - 9	876 932	WERKZEUGSATZ / REPAIR TOOLS.....	1
1	876 195	WERKZEUGTASCHE / TOOL BAG.....	1
2	876 640	FIXIERBOLZEN / CRANKSHAFT FIXATION BOLT.. FÜR KURBELWELLE FOR CRANKSHAFT	1
3	876 210	STECKSCHLUESSEL 21X26 SOCKET WRENCH 21X26 MM.....	1
4	977 420	HANDGRIFF 8X130-10 / BOLT 8X130-10..... FÜR STECKSCHLUESSEL FOR SOCKET WRENCH	1
5	876 227	STECKSCHLUESSEL 10X13 SOCKET WRENCH 10X13 MM.....	1
6	977 425	HANDGRIFF 6X130-10 / BOLT 6X130..... FÜR STECKSCHLUESSEL 10X13 MM FOR SOCKET WRENCH 10X13 MM	1
7	276 065	DOPPELMAULSCHLUESSEL 10X13 FORK WRENCH 10X13 MM.....	1
8	876 200	SCHRAUBENZIEHER / SCREW DRIVER.....	1
9	852 091	ANWERFSCHNUR 5,5X2110 STARTER ROPE 5,5X2110 MM.....	1
10 - 11	876 740	MONTAGEPLATTE KPL. / TRESTLE ASSY.,.....	1
10	876 762	LAGERBOCK KPL. / TRESTLE SUPPORT ASSY.,...	1
11	876 746	MONTAGEPLATTE MIT ARRETIERUNG MOUNTING PLATE WITH DETENT..... FÜR MOTOREN TYPE 247 - 643 FOR ENGINES TYPE 247 - 643	1
12	876 940	MESSUHRADAPTER / GAUGE ADAPTER.....	1
13	841 771	GEWINDESTIFT M6X8 DIN 913 SET SCREW M6X8.....	1
14	876 950	PRÄZISIONS-MESSUHR PRECISION DIAL GAUGE.....	1
15	876 945	MESSUHRVERLAENGERUNG / GAUGE PIN.....	1

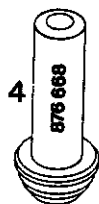
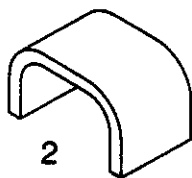
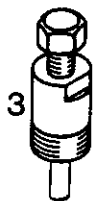
BILD-NR. ILL. NO.	TEILE-NR. PART NO.	B E Z E I C H N U N G D E S C R I P T I O N	STUECK QTY.
16	277 150	GRADSCHEIBE / DEGREE DISK..... FUER DREHSCHIEBER-STEUERZEIT FOR ROTARY VALVE TIMING	1
17	277 905	STIFTSCHLUESSEL / WRENCH.....	1
18	876 080	MAGNETGEHAEUSEHALTER / PULLER PLATE..... ZUM ANHALTEN DES MAGNETRADES TO HOLD THE MAGNETO FLYWHEEL	1
19	940 591	SK-SCHRAUBE M8X20 DIN 933 HEX.SCREW M8X20.....	3
20	876 065	ABZIEHER M42X1,5 KPL. PULLER M42X1,5 ASSY..... FUER MAGNETRAD FOR MAGNETO FLYWHEEL	1
21	977 475	RINGHAELFTE / RING HALF..... FUER RK-LAGER 6207, KURBELWELLE ABTRIEBSSEITIG FOR BALL BEARING 6207, CRANKSHAFT P.T.O. SIDE	2
22	276 025	RINGHAELFTE / RING HALF..... FUER RK-LAGER 6206, KURBELWELLE MAGNETSEITIG FOR BALL BEARING 6206, CRANKSHAFT MAGNETO SIDE	2
23	977 490	RING / RING..... FUER RINGHAELFTEN FOR RING HALVES	1
24	876 569	ZWISCHENRING 72/105/28 DISTANCE RING 72/105/28..... FUER ABZIEHER FOR PULLER	1
25	876 552	SCHUTZPILZ / PROTECTION MUSHROOM..... FUER KURBELWELLE ABTRIEBSEITIG FOR CRANKSHAFT P.T.O. SIDE	1
26	876 557	SCHUTZPILZ / PROTECTION MUSHROOM..... FUER KURBELWELLE MAGNETSEITIG FOR CRANKSHAFT MAGNETO SIDE	1
27 - 28 N	877 635	ABZIEHER KPL. / PULLER ASSY..... FUER RK-LAGER FOR BALL BEARINGS	1
28	940 755	SK-SCHRAUBE M16X1,5X150 DIN961 HEX. SCREW M16X1,5X150.....	1
29	841 201	SK-SCHRAUBE M8X70 DIN 931 HEX. SCREW M8X70.....	4
30	876 572	ZENTRIERLEISTE / ALIGNING TOOL..... FUER ZYLINDER FOR CYLINDER	2

BILD-NR. ILL. NO.	TEILE-NR. PART NO.	B E Z E I C H N U N G D E S C R I P T I O N	STUECK QTY.
31	876 902	ZENTRIERLEISTE / ALIGNING TOOL..... FUER ZYLINDER-AUSPUFF-FLANSCH FOR CYLINDER EXHAUST FLANGE	1
32	876 612	AUSPRESSDORN / EXTRUSION JIG..... FUER DREHSCHIEBERWELLE 937 962, 10 NM FOR ROTARY VALVE SHAFT 937 262, 10 NM (0,4 IN.LB.)	1
33	876 980	FUEHRUNGSHUELSE / GUIDE SLEEVE..... FUER DREHSCHIEBERWELLE 937 962, 10 NM FOR ROTARY VALVE SHAFT 937 962, 10 NM (0,4 IN.LB.)	1
34	876 500	MONTAGESTEMPEL / INSERTION JIG..... FUER RK-LAGER, DREHSCHIEBERWELLE FOR BALL BEARING, ROTARY VALVE SHAFT	1
35	876 602	MONTAGESTEMPEL / INSERTION JIG..... FUER WD-RING 930 580, DREHSCHIEBERWELLE UND HALTESCHEIBE 827 975. FOR OIL SEAL 930 580, ROTARY VALVE SHAFT AND SUPPORTING PLATE 827 975.	1
36	876 607	MONTAGESTEMPEL / INSERTION JIG..... FUER WD-RING 930 580, DREHSCHIEBERWELLE MIT OELPUMPENTRIEB UND HALTESCHEIBE 827 975. FOR OIL SEAL 930 580, ROTARY VALVE SHAFT WITH OIL PUMP DRIVE AND SUPPORTING PLATE 827 975	1
37	876 512	MONTAGESTEMPEL / INSERTION JIG..... FUER INNEREN WD-RING 850 710, DREHSCHIEBERWELLE 10 NM FOR INNER OIL SEAL 850 710, ROTARY VALVE SHAFT 10 NM (0,4 IN.LB.)	1
38	877 054	MONTAGESTEMPEL / INSERTION JIG..... FUER AEUSSEREN WD-RING 850 710, DREHSCHIEBERWELLE 10 NM FOR OUTER OIL SEAL 850 170, ROTARY VALVE SHAFT 10 NM (0,4 IN.LB.)	1
39	877 031	MONTAGEABDECKUNG / RUBBER PROTECTION MAT. FUER KURBELGEHAEUSE FOR CRANKCASE	1
40	877 090	KOLBENBOLZENAUSZIEHER KPL. PISTON PIN EXTRACTOR ASSY.,.....	1
41	877 040	SPREIZHUELSE / EXPANSION SLEEVE.....	2
42	877 155	AUSZIEHMUTTER M6 KPL. EXTRACTING NUT ASSY.,.....	1
43	877 180	FIXIERHUELSE / LOCATING SLEEVE.....	2

BILD-NR. ILL. NO.	TEILE-NR. PART NO.	B E Z E I C H N U N G D E S C R I P T I O N	STUECK QTY.
44 - 45	877 015	MONTAGEDORN KPL. CIRCLIP INSTALLATION TOOL ASSY.,..... 1 ZUM INSTALLIEREN DER KOLBENBOLZENSICHERUNG 18 MM FOR FITTING OF PISTON PIN CIRCLIP 18 MM (0,71 IN	
44	877 020	MONTAGEHUELSE CIRCLIP INSTALLATION SLEEVE..... 1	
45	877 010	MONTAGEDORN / CIRCLIP INSTALLATION-PUSHER 1	
46	897 511	LOCTITE 380 SCHWARZ LOCTITE 380 BLACK, 20 GR.,..... 1 20 GR., ZUM FIXIEREN DER ZUENDLEITUNGEN, MAX. 1-2 TROPFEN TO FIX THE IGNITION CABLES, MAX. 1-2 DROPS	
47	899 785	SCHRAUBENSICHERUNG NIEDRIGFEST LOCTITE 221 VIOLET 10 CC.,..... 1 LOCTITE 221 VIOLETT, 10 CCM LOW STRENGTH BOND	
48	899 788	LOCTITE 648 GRUEN LOCTITE 648 GREEN, 5 GR.,..... 1 SCHRAUBENSICHERUNG HOCHFEST, 5 GR. HIGH STRENGTH BOND	
49	297 386	SILASTIC 732 RTV SILASTIC 732 RTV, 100 GR.,..... 1 100 GR.	
50	897 330	LITHIUMSEIFENFETT LITHIUM-BASE GREASE, 250 GR.,..... 1	
51	897 166	MOLYKOTE 44 MEDIUM MOLYKOTE 44 MEDIUM, 100 GR.,..... 1 SILIKONFETT SILICONE GREASE	
52	897 241	DAUERPLASTISCHES DICHTMITTEL PERMANENT PLASTIC SEALING COMP.,..... 1 100 GR.	
53	297 433	SCHMIERPASTE MOLYKOTE G-N MOLYKOTE G-N 50 GR., SLIDE PASTE..... 1 100 GR.	
54	297 431	LOCTITE ANTI-SEIZE 76710 LOCTITE ANTI-SEIZE 76710 10 GR.,..... 1 10 GR., ZUR VERHINDERUNG VON PASSUNGSROST TO PREVENT METAL GALLING	
55	899 784	LOCTITE 574 ORANGE LOCTITE 574 ORANGE 50 CC.,..... 1 FLAECHENDICHTMITTEL, 50 CCM SEALING COMPOUND	

BILD-NR. ILL. NO.	TEILE-NR. PART NO.	B E Z E I C H N U N G D E S C R I P T I O N	STUECK QTY.
56	881 470	BLOCKMOTOR / SHORT BLOCK ENGINE..... BIS MOTOR-NR. 4.084.218 OHNE OELPUMPE UP TO ENGINE SERIAL NO. 4.084.218 WITHOUT OILPUMP	1
56	881 480	BLOCKMOTOR / SHORT BLOCK ENGINE..... OHNE OELPUMPE WITHOUT OILPUMP	1
56	881 471	BLOCKMOTOR / SHORT BLOCK ENGINE..... BIS MOTOR-NR. 4.084.218 MIT OELPUMPE UP TO ENGINE SERIAL NO. 4.084.218 WITH OILPUMP	1
56	881 481	BLOCKMOTOR / SHORT BLOCK ENGINE..... MIT OELPUMPE WITH OILPUMP	1
57	886 230	DICHTUNGSSATZ / GASKET SET..... FUER DEN MOTOR, 40/48 KW AUSFUEHRUNG FOR THE ENGINE, CONFIGURATION 40/48 KW	1

FOR HISTORICAL REFERENCE PURPOSES ONLY - ENGINE NO LONGER IN PRODUCTION, INFORMATION MAY BE OUTDATED!

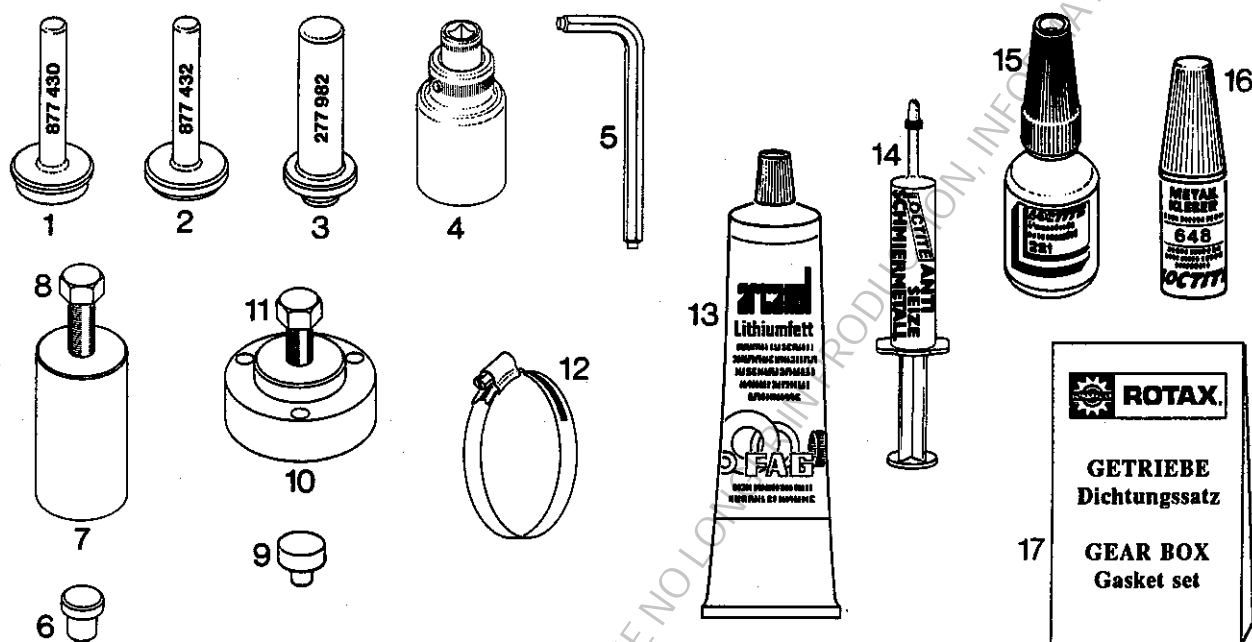


FOR HISTORICAL REFERENCE PURPOSES ONLY - ENGINE NO LONGER PRODUCED, INFORMATION MAY BE OUTDATED!

WERKZEUGE UND DICHTUNGSSATZ FUER
GETRIEBEAUSFUEHRUNG "B"
REPAIR TOOLS AND GASKET SET FOR
REDUCTION GEARBOX CONFIGURATION "B"

BILD-NR. ILL. NO.	TEILE-NR. PART NO.	B E Z E I C H N U N G D E S C R I P T I O N	STUECK QTY.
1	241 875	ZYL.SCHRAUBE M6X70/45 ALLEN SCREW M6X70/45..... ZUM ABDRUECKEN DES GETRIEBEBEDECKELS TO REMOVE THE GEAR COVER	2
2	876 880	MONTAGEBUEGEL / MOUNTING YOKE..... FUER KLAUENRAD TO COMPRESS THE DOG GEAR	1
3	276 808	ABZIEHER KPL. / PULLER ASSY. M 28X1..... FUER ANTRIEBSRAD, FUER I=2,00, I=2,24 UND I=2,58 FOR DRIVE GEAR, FOR I=2,00, I=2,24 AND I=2,58	1
4	876 668	MONTAGESTEMPEL KPL. INSERTION JIG ASSY.,..... FUER WD-RING 850055 , PROPELLERWELLE FOR OIL SEAL 850055 , PROPELLER SHAFT	1
5	297 431	LOCTITE ANTI-SEIZE 76710 LOCTITE ANTI-SEIZE 76710 10 GR.,..... 10 GR., ZUR VERHINDERUNG VON PASSUNGSROST TO PREVENT METAL GALLING	1
6	899 785	SCHRAUBENSICHERUNG NIEDRIGFEST LOCTITE 221 VIOLET 10 CC.,..... 10 CCM LOW STRENGTH BOND	1
7	899 788	LOCTITE 648 GRUEN LOCTITE 648 GREEN, 5 GR.,..... SCHRAUBENSICHERUNG HOCHFEST, 5 GR. HIGH STRENGTH BOND	1
8	995 781	DICHTUNGSSATZ / GASKET SET..... FUER DAS GETRIEBE FOR THE REDUCTION GEARBOX	1

FOR HISTORICAL REFERENCE PURPOSES ONLY. INFORMATION MAY BE OUTDATED!



This exploded view diagram illustrates the assembly of a Rotax engine gear box. The components are numbered as follows:

- 1**: Bolt with part number 877 430.
- 2**: Bolt with part number 877 432.
- 3**: Bolt with part number 277 982.
- 4**: Small cylindrical component.
- 5**: L-shaped Allen key.
- 6**: Small cylindrical cap or plug.
- 7**: Large cylindrical housing component.
- 8**: Hexagonal bolt.
- 9**: Small circular washer or spacer.
- 10**: Flange plate with mounting holes.
- 11**: Hexagonal nut.
- 12**: O-ring seal.
- 13**: Tube of Lithiumfett (Lithium grease) with application instructions in German.
- 14**: Syringe applicator for FUCHS LIQUI MOLY SCHMIEMETALL.
- 15**: Bottle of ROTAX GETRIEBE Dichtungssatz (Gear box gasket set).
- 16**: Bottle of METAL KLEBER 648 (Metal glue).
- 17**: Box containing the GEAR BOX Gasket set.

WERKZEUGE UND DICHTUNGSSATZ FÜR
GETRIEBEAUSFÜHRUNG "C" UND "E"
REPAIR TOOLS AND GASKET SET FOR THE
REDUCTION - GEARBOX "C" AND "E"

BILD-NR. ILL. NO.	TEILE-NR. PART NO.	B E Z E I C H N U N G D E S C R I P T I O N	STUECK QTY.
1	877 430	MONTAGESTEMPEL KPL. INSERTION JIG ASSY.,..... FÜR WD-RING 35X47X7 930 715 AUF PROPELLERWELLE FOR OIL-SEAL 35X47X7 930 715 ON PROPELLER-SHAFT	1
2	877 432	MONTAGESTEMPEL KPL. INSERTION JIG ASSY.,..... FÜR WD-RING 32X47X7 950 080 IN GETRIEBEGEHÄUSE FOR OIL-SEAL 32X47X7 950 080 IN GEARBOX-HOUSING	1
3	277 982	MONTAGESTEMPEL KPL. INSERTION JIG ASSY.,..... FÜR WD-RING 25X38X7 930 675 IM GETRIEBEGEHÄUSE FOR OIL-SEAL 25X38X7 930 675 IN GEARBOX-HOUSING	1
4	877 445	EINSATZ 41X12,5 KPL. SOCKET WRENCH ASSY. 41X12,5..... FÜR SK-MUTTER M30X1,5 842 575 FOR HEX. NUT M30X1.5 842 575	1
5	277 817	SK-STIFTSCHLÜSSEL 8 ALLEN KEY WITH PILOT, 8 MM.....	1
6	877 415	SCHUTZPILZ / PROTECTION MUSHROOM..... FÜR PROPELLERWELLE FOR PROPELLER-SHAFT	1
7 - 8	877 375	ABZIEHER KPL. / PULLER ASSY.,..... ZUM ABZIEHEN DES VORGELEGERTES GEWINDE M46X1,5 TO REMOVE THE LAYSHAFT-GEAR THREAD M46X1,5	1
8	940 755	SK-SCHRAUBE M16X1,5X150 DIN961 HEX. SCREW M16X1,5X150.....	1
9	876 552	SCHUTZPILZ / PROTECTION MUSHROOM..... FÜR KURBELWELLE ABTRIEBSSEITIG FOR CRANKSHAFT PTO-SIDE	1
10 - 11	877 425	SCHWUNGRADABZIEHER KPL. FLYWHEEL PULLER ASSY.,.....	1

BILD-NR. ILL. NO.	TEILE-NR. PART NO.	B E Z E I C H N U N G D E S C R I P T I O N	STUECK QTY.
11	941 680	SK-SCHRAUBE M16X1,5X56 HEX.SCREW M16X1,5X56.....	1
12	851 160	SCHNECKENGWINDESCHELLE 90-110 CLAMP 90-110..... ZUM MONTIEREN DES KUPPLUNGSELEMENTES 958 960 FOR MOUNTING THE HARDY DISK 958 960	1
13	897 330	LITHIUMSEIFENFETT LITHIUM-BASE GREASE, 250 GR.,..... ZUR VERHINDERUNG VON KRIECHSTROEMEN TO PREVENT LEAKAGE CURRENT	1
14	297 431	LOCTITE ANTI-SEIZE 76710 LOCTITE ANTI-SEIZE 76710 10 GR.,..... 10 GR., ZUR VERHINDERUNG VON PASSUNGSROST TO PREVENT METAL GALLING	1
15	899 785	SCHRAUBENSICHERUNG NIEDRIGFEST LOCTITE 221 VIOLET 10 CC.,..... LOCTITE 221 VIOLETT, 10 CCM LOW STRENGTH BOND	1
16	899 788	LOCTITE 648 GRUEN LOCTITE 648 GREEN, 5 GR.,..... SCHRAUBENSICHERUNG HOCHFEST, 5 GR., HIGH STRENGTH BOND	1
17	995 775	DICHTUNGSSATZ / GASKET SET..... FUER GETRIEBEAUSFUEHRUNG "C" FOR REDUCTION GEARBOX "C"	1
17	995 776	DICHTUNGSSATZ / GASKET SET..... FUER GETRIEBEAUSFUEHRUNG "E" FOR REDUCTION GEARBOX "E"	1

FOR HISTORICAL REFERENCE PURPOSES ONLY

**✈ Autorisierte VERTRIEBS- und SERVICE-CENTERS
für Rotax - Hovercraft- und Flugzeug-Motoren Ausgabe: 1994 01 01**

**✈ Authorized DISTRIBUTORS and SERVICE-CENTERS
for ROTAX Hovercraft and Aircraft engines Edition: 1994 01 01**

1) EUROPE

AUSTRIA:

✈ **HB - FLUGTECHNIK GES.M.B.H.**
Dr.-Adolf-Schärf-Str. 44
A-4053 HAID
Tel.: 07229 / 79104 / 79117 ; Fax: 07229 / 79104 15
Contact person: Ing. Heino Brditschka

BULGARIA:

✈ **GERGANOV - AIRCRAFT EINGINES**
19 February 47 „A“
BG-6100 KAZANLAK
Tel.: 431 / 22 079 ; Fax: 431 / 23 777
Contact person: Radosslav D. Gerganov

**CROATIA / former YUGOSLAVIA
(except SLOVENIA):**

✈ **VELOS - MURSA**
Gunduliceva 16
HR-54000 OSIJEK
Tel.: 054 / 124 - 535 ; Fax: 054 / 31 - 723
Contact person: Ing. Ivan Vdovjak

CZECHIA:

✈ **I.F.M. GRAMPELHUBER**
Skroupova 9
CS-50197 HRADEC KRALOVE
Tel.: 049 / 614 525 ; Fax: 049 / 612 683
Contact persons: Ing. Samal / Ing. Halek

DENMARK:

✈ **FLIGHT-CENTER**
Flugplatz
D-27777 GANDERKESEE, GERMANY
Tel.: 04222 / 3789 ; Fax: 04222 / 6042
Contact person: Volker Roßbach

FINLAND:

✈ **AUTO STARCKJOHANN OY**
PL 63
SF-15101 LAHTI
Tel.: 18 51 55 15 ; Fax: 18 51 55 87; Tlx.: 16142 stj sf
Contact person: Timo Kempinen

**FRANCE / BELGIUM / MONACO /
LUXEMBURG:**

✈ **AVIREX**
Aérodrome de Dreux
F-28500 VERNOUILLET
Tel.: 37 46 13 53 ; Fax: 37 46 26 86
Contact person: Patrick Coyette

SERVICE-CENTERS of AVIREX in FRANCE:

for postcodes 62-59-80-02-76-60-95-78-77-91-28-41-
45-37-36-18-50-14-61-29-22-56-35-53-72-44-49-85:

AVIREX SHOP
Aerodrome de Dreux
F-28500 VERNOUILLET
Tel.: 37 42 30 09 ; Fax: 37 46 26 86
Contact person: Philippe Gueguen

for postcodes 01-03-05-07-15-26-38-39-42-43-58-
63-71-73-74:

ZEN U.L.M.
Route de Lucey
F-73170 YENNE
Tel.: 79 36 76 52 ; Fax: 79 36 78 43
Contact person: Philippe Zen

for postcodes 09-12-16-17-19-23-24-31-32-33-40-
46-47-64-65-81-82-87:

DELTA AQUITAINE DIFFUSION
Base Saint Exupery
F-47360 MONPEZAT D'AGENAIS
Tel.: 53 95 08 81 ; Fax: 53 95 01 02
Contact person: Philippe Bouchera

**SERVICE-CENTER of AVIREX for
BELGIUM AND LUXEMBURG:**

AVIBEL
24 Rue delporte
B-1050 BRUXELLES
Tel.: 02 / 649 55 05 ; Fax: 02 / 647 28 33
Contact person: Philippe Claessens

GERMANY:

for postcodes 0-5-6-7-8-9:

✈ **M. & E. FRANZ**
Kampenwandstr. 4
D-83135 SCHECHEN-HOCHSTÄTT
Tel.: 08039 / 1431 ; Fax: 08039 / 4616
Contact person: Eduard Franz

SERVICE-CENTER OF FRANZ

for postcode 5:

ZWEIRADHAUS LEICHLINGEN
Am Buschtor 1
D-42799 LEICHLINGEN 1
Tel.: 02174 / 38722 ; Fax: 02174 / 39217
Contact person: Gerhard Leide

for postcodes 1-2-3-4:

✈ **FLIGHT-CENTER**
Flugplatz
D-27777 GANDERKESEE
Tel.: 04222 / 3789 ; Fax: 04222 / 6042
Contact person: Volker Roßbach

**GREAT BRITAIN / IRELAND /
ICELAND:**

✈ **CYCLONE HOVERCRAFT LTD.**
Burnside, Deppers Bridge
LEAMINGTON Spa. CV 33 OSU
Tel.: 926 / 612 188 ; Fax: 926 / 613 781
Contact person: Nigel Beale

GREECE / CYPRUS:

✈ **MICHAEL POULIKAKOS**
28 Parnithos Street
GR-14564 NEA KIFISSIA
Tel.: 01 / 6205-335 ; Fax: 01 / 8071-738;
Contact person: Michael Poulikakos

HUNGARY:

✈ **HALLEY**
Egészségház út 15
H-3300 EGER
Tel. + Fax: 36 / 320-208
Contact person: Kakuk Zoltan

ITALY / MALTA:

✈ **ICARO S.R.L.**
Via Emilia, 83 bis
I-27050 REDAVALLE (PV)
Tel.: 0385 / 74 591 ; Fax: 0385 / 74 592
Contact person: Corrado Gavazzoni

SERVICE-CENTERS OF ICARO:**SERGIO CHIAVEGATO**

Via S. Gabriele No. 30
I-37063 ISOLA DELLA SCALA (VR)

C.U.P. CENTRO ULTRALEGGERI PARTENOPEO

Via S. Maria Del Pianto No. 42,
I-80143 NAPOLI
Contact person: Fabrizio Pisani

EUROFLY SRL

Via Ca' Onorai No. 50
I-35015 GALLIERA VENETA (PD)

FERRARI ULM SRL

Via Paiette
I-35040 CASTELBALDO (PD)

MICROFLIGHT

Via Santi No. 8
I-43031 BAGANZOLA (PR)
Contact person: Andrea Minari

MOTODELTA

Via Abruzzi No. 13/B
I-27029 VIGEVANO (PV)
Contact person: Maurizio Pezzaglia

OFFICINE RODARO SRL

Via Uttano
I-33041 AIELLO DEL FRIULI (UD)

PIANO FEDERICO

Campo di Volo Località San Giacomo
I-09010 SILIQUA (CA)

POLARIS MOTOR SRL

Fr. Valdichiascio
I-06024 GUBBIO (PG)

NETHERLANDS:**HENK DE VRIES MOTOREN BV**

Jol 11-07
NL-8243 ED LELYSTAD
Tel.: 3200 / 27 674 ; Fax: 3200 / 28 372
Contact person: Henk de Vries

NORWAY:**COLBJØRNSSEN & CO. A/S**

Box 80
Fagertunveien 33
N-1341 BEKKESTUA
Tel.: 02 / 53 85 62 ; Fax: 02 / 53 20 74
Contact person: Arne Laudal

POLAND:**FASTON LTD.**

ul. Szeroka 2
PL-05-860 PLOCHOCIN
Tel. + Fax: (22) 40 01 96
Contact person: Wojtek Madry, Manager

ROMANIA:**S.C. BERIMPEX S.R.L.**

Str. Dr. Taranu Grigore No. 8, Ap. 2, Sector 5
R-76241 BUCAREST
Tel.: 63 86 162 ; Fax: 31 25 648
Contact person: Dr. Christian Berar

SLOVAKIA:**I.F.M. GRAMPELHUBER**

Skroupova 9
CS-50197 HRADEC KRALOVE
Tel.: 049 / 614 525 ; Fax: 049 / 612 683
Contact persons: Ing. Samal / Ing. Halek

SLOVENIA:**PIPISTREL d.o.o.**

Strancarjeva Ul. 11
65270 AJDOVSCINA
Tel. + Fax: 065 61 263 / 065 63 873
Contact person: Ivo Boscarol

SPAIN / PORTUGAL:**AVIASPORT S.A.**

Almazara 11
E-28760 TRES CANTOS (MADRID)
Tel.: (1) 803 77 11 ; Fax: (1) 803 55 22
Contact person: Francisco Fernández Jiménez

SWEDEN:**MOVAC SWEDEN AB**

Brännland 301
S-901 37 UMEA
Tel.: 90 30 500 ; Fax: 90 30 484
Contact persons: Henry Lindahl / Bo Strandberg

SWITZERLAND / LIECHTENSTEIN:**S. JUD**

Bergstraße 30
CH-8902 URDORF
Tel.: 01 / 734 02 91 ; Fax: 01 / 734 27 20
Contact person: Mr. Jud

TURKEY:**KLASIK HALI A.S.**

Cumhuriyet Mey. 9/B
35210 Heykel, IZMIR
Tel.: (232) 425 65 06 / 57 26 ; Fax: (232) 483 22 64
Contact person: Tahir Önder, President

2) A M E R I C A**ARGENTINA / BOLIVIA / BRAZIL / CHILE / GUYANA / PARAGUAY / PERU / SURINAM / URUGUAY:****MOTAX COMERCIO E REPRESENTAÇÃO LTDA.**

Estrada de Jacarepaguá No. 6793 - Freguesia
22755 - RIO DE JANEIRO (RJ)
Tel.: (21) 447 7495 / 7376 ; Fax: (21) 447 6098
Contact person: J.M. Carneiro de Rezende

SERVICE-CENTERS of MOTAX in BRAZIL:**- NORTH EAST: RECIFE, PERNAMBUCO STATE****AEROTEX - ARTIGOS AERONAUTICOS LTDA.**

Rodovia Br. 232, km 14,5 Cristo Redentor
C.E.P. 54.220, Jaboatão dos Guararapes - RECIFE - PE
Tel.: 081 / 455 - 3966 ; Fax: 081 / 455 - 1747
Contact person: Antonio Teixeira

- NORTH: FORTALEZA, CEARA STATE**ULTRASPORT- AERONAVES E MOTORES LTDA.**

Rodovia BR 116 S/N - KM 3 - Aeroleve
Bairro Aerolandia
C.E.P. 60.830, FORTALEZA - CEARA
Tel. + Fax: 085 / 272 - 5158
Contact person: Eduardo Campos

- CENTRAL + WEST: GOIANIA, GOIAS STATE**PROLAZER - PROMOCOES****REP. E VENDAS DE ULTRALEVE LTDA.**

Rua T-68, Quadra 134, Lote 12 - Setor Bueno
C.E.P. 74610, GOIANIA - GO
Tel.: 062 / 261 - 6161 ; Fax: 062 / 261 - 6288
Contact person: Ubirajara Abbud

- CENTRAL + EAST: RIO DE JANEIRO, RJ STATE**ULTRAPLANNA-INDUSTRIA E COMERCIO LTDA.**

Av. Alvorada, No. 2541 - Hangar 20
C.E.P. 22775, Jacarepagua - RIO DE JANEIRO
Tel.: 021 / 325 - 8197
Contact person: Elio Antonio F. Santos

- SOUTH EAST: CURITIBA, PARANA STATE**GRACIOSA COMERCIO DE ULTRALEVE DO PARANA LTDA.**

Tenente Brigadeiro Francisco Assis
Correia de Melo, No. 1023, Jardim Sta Barbara
C.E.P. 81500, CURITIBA - PARANA
Tel. + Fax: 041 / 266 - 0285
Contact person: Joao Eduardo

- SOUTH : TAPES, R.G. DO SUL STATE
CENTENO - ULTRALEVES COMERCIO E INDUSTRIA LTDA.
 Estrada Estadual, KM 0,8 - Capivaras
 C.E.P. 96760. 1° Distrito - TAPES - R.G. SUL
 Tel.: 051 / 672 - 1476
 Contact person: Fernando Centeno

SERVICE-CENTER of MOTAX in ARGENTINA:
ULTRALIGHT S.A.
 Alfaro 87, Accassuso, Provincia de Buenos Aires
 Tel.: 01 / 792 - 2010 ; Fax: 01 / 793 - 6337
 Contact person: Carlos A. Müller, President

SERVICE-CENTER of MOTAX in URUGUAY:
OSCAR CAMPODONICO
 Juncal 1305 Of. 1202; MONTEVIDEO
 Tel.: 02 / 96 - 4640 ; Fax: 02 / 96 - 4671

**USA / CARRIBEAN /
 CENTRAL AMERICA:**

KODIAK RESEARCH, LTD. *)
 P.O. Box N10246
 NASSAU, BAHAMAS
 Fax: 809 / 326 - 6110

*) Warranty registration and technical support handled
 by KODIAK RESEARCH, LTD., VERNON, B.C.,
 for all customers.

CANADA :

KODIAK RESEARCH, LTD.
 913, Kal Lake Road
 VERNON, B.C., V1T 6V4
 Tel.: 604 / 542-4151 ; Fax: 604 / 549-7111

SERVICE-CENTERS of KODIAK in CANADA:

- ALBERTA:

A.C. ULTRA AVIATION LTD.
 72 Wheatland Ave., P.O. Box 541
 Smoky Lake, AB TOA 3C0
 Tel.: 403 / 656-4207 ; Fax: 403 / 656-4206
 Contact person: Mark Paskevich, President

- B. C. :

REG'S AIR-COOLED ENGINES
 9708 Princess Drive
 Surrey, B.C. V3V 2T4
 Tel.: 604 / 581-7414 ; Fax: 604 / 581-7418
 Contact person: Reg Lumsden, President

- ONTARIO:

BUZZMAN ENTERPRISES, INC.
 P.O. Box 310, 92 River Rd.
 Holland Landing, ON LOG 1H0
 Tel. + Fax: 416 / 836 - 2800
 Contact person: Dave Loveman, President

- QUEBEC:

**CENTRE D'AVIATION RECREATIF LEGER
 C.A.R.L., INC.**
 1836 Rue Des Erables
 St. Lambert de Levis, PQ GOS 2W0
 Tel.: 418 / 889-0423 ; Fax: 418 / 889-8219
 Contact persons: John Mc Donald (English)
 Daniel Sasseville (French)

SERVICE-CENTERS of KODIAK in COLUMBIA:

BERNARDO A. GOMEZ / AGROCOPTEROS
 Calle 11A #50-45, A.A. 1789, CALI
 Tel.: 57 / 23 - 306 868 ; Fax: 57 / 23 - 842 002
 Contact persons: Bernardo Gomez (Spanish)
 Maximo Tedesco (English)

EXPA CORP., "LUIS A GALLO"
 Apartado A. 60399, Medellin, ANTIOQUIA
 Tel.: 574 / 250 - 2019 ; Fax: 574 / 243 - 5441
 Contact person: Luis A. Gallo

SERVICE-CENTER of KODIAK in COSTA RICA:

NEW COPESA
 Apdo. 10108-1000, J. Santamaria Intl. Airport
 SAN JOSE
 Tel.: 506 / 41 54 11 ; Fax: 506 / 42 10 09
 Contact person: Ingrid Francisco Sanabria

SERVICE-CENTER of KODIAK in ECUADOR:

AUGUSTO JOUVIN
 P.O.Box 09-06-2434, GUAYAQUIL
 Tel.: 593 / 4 - 306644 / 320507 ; Fax: 593 / 4 - 314126
 Contact person: Augusto Jouvin

SERVICE-CENTER of KODIAK in EL SALVADOR:

AEROTEC
 Avda. Las Magnolias 142, Colonia San Benito
 SAN SALVADOR
 Tel.: 503 / 23 - 2375 ; Fax: 503 / 24 - 4338
 Contact person: Larry Zedan

SERVICE-CENTER of KODIAK in GUATEMALA:

FARRERA EXPORT & IMPORT
 18 Avda. A 0-27 Zona 15, Vista Hermosa 2
 CIUDAD GUATEMALA
 Tel.: 502 / 269 - 2544
 Contact person: Jose Farrera

SERVICE-CENTERS of KODIAK in MEXICO:

REFACCIONARIA VERGAS, S.A.
 Apdo. Postal #66, Avda. Alvaro Obregon #242
 CD. CHETUMAL, Q. ROO, YUCATAN
 Tel.: 52 / 983 - 20007 ; Fax: 52 / 983 - 20006
 Contact person: Sergio Vargas

SERVICE-CENTER of KODIAK in NICARAGUA:

JENARO LUNA CASTILLO
 Frente a Implagsa, LEON
 Tel.: 505 / 0311 - 6454 ; Fax: 505 / 0311 - 3242
 Contact person: Jenaro Luna

SERVICE-CENTER of KODIAK in PANAMA:

ULTRALIGHTS DE PANAMA
 Apdo. #3405, PANAMA 4
 Tel.: 507 / 36 - 0326 ; Fax: 507 / 36 - 3008
 Contact person: Ismael E. Champsaur

SERVICE-CENTERS of KODIAK in the USA:

- ALASKA :

ARCTIC SPARROW AIRCRAFT, INC.
 7231 Rovenna Street
 ANCHORAGE, AK 99518
 Tel.: 907 / 349-4101 ; Fax: 907 / 563 - 3154
 Contact person: Mike Jacober, President

- CALIFORNIA :

CALIFORNIA POWER SYSTEMS, INC.
 790 - 139th Avenue, #4
 SAN LEANDRO, CA 94578
 Tel.: 510 / 357-2403 ; Fax: 510 / 357 - 4429
 Contact person: Mike Stratman, President

ONLY FOR MOTORGLIDER ENGINES:

F. ROBERT MARSHALL
 601 Sequoia Street
 BRENTWOOD, CA 94513
 Tel. + Fax: 510 / 644-2310
 Contact person: Robert Marshall, President

- COLORADO :

LEADING EDGE AIR FOILS, INC.
 331 South 14th Street
 COLORADO SPRINGS, CO 80904-4096
 Tel.: 719/632-4959 ; Fax: 719/632-2815
 Contact person: Bill Raisner, President

- FLORIDA :

LOCKWOOD AVIATION, INC.
 460 South Airport Road
 LAKE WALES, FL 33853
 Tel.: 813/676-0344 ; Fax: 813/676-5803
 Contact person: Phillip Lockwood, President

- MISSISSIPPI:

SOUTH MISSISSIPPI LIGHT AIRCRAFT, INC.
Route 7, Box 337B
LUCEDALE, MS 39452
Tel.: 601/947-4953 ; Fax: 601/947-4959
Contact person: Ronald Smith, President

- OHIO:

GREEN SKY ADVENTURES, INC.
2377 Cream Ridge Road
ORWELL, OH 44076
Tel.: 216/293-6624 ; Fax: 216/293-6321
Contact person: Gerald Olenik, President

- WASHINGTON:

EASTSIDE ULTRALIGHTS, INC.
4700 - 188th St. N.E.
ARLINGTON, WA 98223
Tel.: 206/435-3737 ; Fax: 206/435-6480
Contact person: Jim Scott, President

- WISCONSIN:

JET AIR CORPORATION
1921 Airport Road, Austin Straubel Field
GREEN BAY, WI 54303
Tel.: 414 / 497 - 4900 ; Fax: 414 / 497 - 2678
Contact person: James Nemec, President

VENEZUELA:

✶ **MAXIMO OLIVIERI SRL**
3ra. Avenida de „Los Palos Grandes“
Esquina con „Transversal 8“, Quinta 11-11
CARACAS
Tel.: 02 / 283-21 13 ; Fax: 02 / 285-54 54 ; Tlx.: 27876
Contact person: Maximo Olivieri

3) A U S T R A L I A

✶ **AUSTFLIGHT AVIATION (INTERNAT.) PTY. LTD.**
P.O. Box 84
Boonah, QLD. 4310
Tel.: (074) 63 2755 ; Fax: (074) 63 2987
Tlx.: 40826 ulaust
Contact person: Jim Fenton

SERVICE-CENTER OF AUSTFLIGHT:

DENIS BEAHAN & CO.
P.O. Box 406, ROMA, QLD. 4455
Tel.: (076) 22 2742 ; Fax: (076) 22 2291

✶ **BERT FLOOD IMPORTS PTY. LTD.**
7, 36 New Street
RINGWOOD, VICTORIA 3135
Tel.: 03 / 87 93 511 ; Fax: 03 / 87 96 575
Tlx.: 36444 brtflld
Contact person: Bert Flood

NEW ZEALAND:

✶ **LAWNBOYS - TIPPINS INTERNAT. AGENCIES**
28 F Cavendish Drive
Manukau City, AUCKLAND
Tel.: 09 / 262 - 2632 ; Fax: 09 / 262 - 2657
Contact person: Murray Tippins

4) A F R I C A**EGYPT:**

✶ **SALEM BALLOONS**
40 Talaat Harb St.
CAIRO
Tel.: (2) 2991 946 / (2) 3453 244 ; Fax: (2) 2430 541
Contact person: Weaam Salem, General Manager

ANGOLA / BOTSWANA / LESOTHO / MADAGASCAR /
MALAWI / MOZAMBIQUE / NAMIBIA / SOUTH
AFRICA / SWAZILAND / ZAMBIA / ZIMBABWE:

✶ **MICROLIGHT ENGINES AND ACCESSORIES CC**
P.O. Box 8053, 1513 Putfontein, JOHANNESBURG
Tel.: 011 / 968 2728 ; Fax: 011 / 968 2731
Contact persons: Mike Blyth

SERVICE-CENTER of MICROLIGHT in NAMIBIA:

HOUSEHOLD APPLIANCES
P.O. Box 2798, WINDHOEK, 9000
Tel.: (061) 35431 ; Fax: (061) 231245
Contact person: Wolfgang Rapp

SERVICE-CENTERS of MICROLIGHT in SOUTH AFRICA:

LINK ENGINEERING
P.O. Box 15258, Vlaeberg, CAPE TOWN, 8018
Tel.: (021) 47 - 9410 ; Fax: (021) 47 - 9773
Contact person: Cecil Link

SOLO WINGS
P.O. Box 214, Gillits, DURBAN 3603
Tel.: (031) 700 - 2806; Fax: (031) 700 - 5502
Contact person: Dave Miller

5) A S I A**CHINA / HONG KONG / MACAO:**

✶ **DUEN MU CO.**
Room 303, Chit Lee Commercial Building
30 - 36 Shauiwan Road
HONG KONG
Tel.: 885 8372; Fax: 886 4030
Contact person: W. C. Choi

CIS:

✶ **AVIAGAMMA JSC**
14, Baltiyskaja str.,
MOSCOW
Tel.: 095 / 155 42 71 ; Fax: 095 / 151 18 94
Contact person: Vladimir Andriytschuk, General Director

✶ **REDA-MDT LTD.**
6/3, 1st. Kazachy per.
MOSCOW 109017
Tel.: 095 / 230 - 1204 ; Fax: 095 / 292 - 6676
Contact person: Alexey Tormakhov

INDIA:

✶ **GREAVES LIMITED**
22-A, Janpath
NEW DELHI - 110 001
Tel.: 11/38 59 06 ; Fax: 11/37 82 553 ; Tlx.: 031-62663
Contact person: Capt. S. Soota, General Manager

INDONESIA / MALAYSIA / SINGAPORE:

✶ **P.T. ESACON TRADA**
Jl. Wolter Monginsidi 91
JAKARTA 12180
Tel.: (021) 715 906 / 739 8109
Fax: (021) 739 8109 ; Tlx.: 62580 jlf ia

IRAN:

✶ **ALPAZEL - TASHAR CO. LTD.**
54 Khaled Eslamboli Ave., TEHERAN 15117
Tel.: 21 / 624-787 / 801-1222 ; Fax: 21 / 886-3336
Tlx.: 223708 tshr

ISRAEL:

✶ **CONDOR-AVIATION INDUSTRIES LTD.**
34 Arlozorov St.
IL-52481 RAMAT - GAN
Tel.: 03 / 6 724 884 ; Fax: 03 / 6 723 753
Contact person: David Viernik

JAPAN:🍏 **JUA, LTD.**

1793 Fukazawa, Gotemba City
SHIZUOKA PREF 412
Tel.: 550 / 83 8860 ; Fax: 550 / 83 8224
Contact person: Michio Oiwa, General Manager

KOREA:🍏 **HWA YOUNG MEDICAL & SCIENCE CO.**

2nd Floor, Sung Kyung Bld
279-3, Yang Jae Dong
SEOUL 137-130
Tel.: 02 / 529-4492/4493/4494/4495 ; Fax: 02 / 579-3365
Contact person: John Lee, President

PAPUA NEW GUINEA:🍏 **BERT FLOOD IMPORTS PTY. LTD.**

7, 36 New Street
RINGWOOD, VICTORIA 3135
AUSTRALIA
Tel.: 03 / 87 93 511 ; Fax: 03 / 87 96 575
Tlx.: 36444 brtfl
Contact person: Bert Flood

PHILIPPINES:🍏 **PHILIPPINE AIRCRAFT CO, INC.**

P.O. Box 7633, Domestic Airport Post Office Lock Box,
1300 Pasay City, Metro Manila
Tel.: 2/832-2777 ; Fax: 2/833-0605 ; Tlx.: 66621 wpac
pn
Contact person: Rolando P. Moscardon

TAIWAN:🍏 **TAIWAN MAXIEM INDUSTRIES**

7/1 Tung Feng Street
TAIPEI, 10 651
Tel.: 2 / 704 6163 ; Fax: 2 / 702 84 85
Contact person: Lester Lin

THAILAND:🍏 **JONES COMPANY LIMITED**

942/20-21 Rama 4th Road
P.O. Box 686, BANGKOK
Tel.: 2 / 233 9088 / 233 3628 ; Fax: 2 / 238 4965
Contact person: Kit Chong

UNITED ARAB. EMIRATES:🍏 **AL MOALLA**

P.O. Box 7787
ABU DHABI
Tel.: 2 / 723 248 ; Fax: 2 / 788 073
Contact person: Hussain Al Moalla

FOR HISTORICAL REFERENCE PURPOSES ONLY - ENGINE NO LONGER IN PRODUCTION, INFORMATION MAY BE OUTDATED!

FOR HISTORICAL REFERENCE PURPOSES ONLY - ENGINE NO LONGER IN PRODUCTION, INFORMATION MAY BE OUTDATED!

FOR HISTORICAL REFERENCE PURPOSES ONLY - ENGINE NO LONGER IN PRODUCTION, INFORMATION MAY BE OUTDATED!

FOR HISTORICAL REFERENCE PURPOSES ONLY - ENGINE NO LONGER IN PRODUCTION, INFORMATION MAY BE OUTDATED!